

LOTE Chinese First Language

Graded Assessment 1 COURSEWORK UNIT 3 2015

Table of Grade Distributions: male, female and all students assessed

Grade	UG	E	E+	D	D+	C	C+	B	B+	A	A+	Total
Male	n 5	0	0	6	4	16	199	209	237	163	80	919
	% 0.5	0.0	0.0	0.7	0.4	1.7	21.7	22.7	25.8	17.7	8.7	100.0
Female	n 2	0	0	1	3	6	73	125	218	298	245	971
	% 0.2	0.0	0.0	0.1	0.3	0.6	7.5	12.9	22.5	30.7	25.2	100.0
All	n 7	0	0	7	7	22	272	334	455	461	325	1,890
	% 0.4	0.0	0.0	0.4	0.4	1.2	14.4	17.7	24.1	24.4	17.2	100.0
Cumul	n 7	7	7	14	21	43	315	649	1,104	1,565	1,890	
	% 0.4	0.4	0.4	0.7	1.1	2.3	16.7	34.3	58.4	82.8	100.0	
Score Ranges	0-2	3-4	5-10	11-14	15-19	20-24	25-33	34-37	38-41	42-45	46-50	Max 50

Summary Statistics:

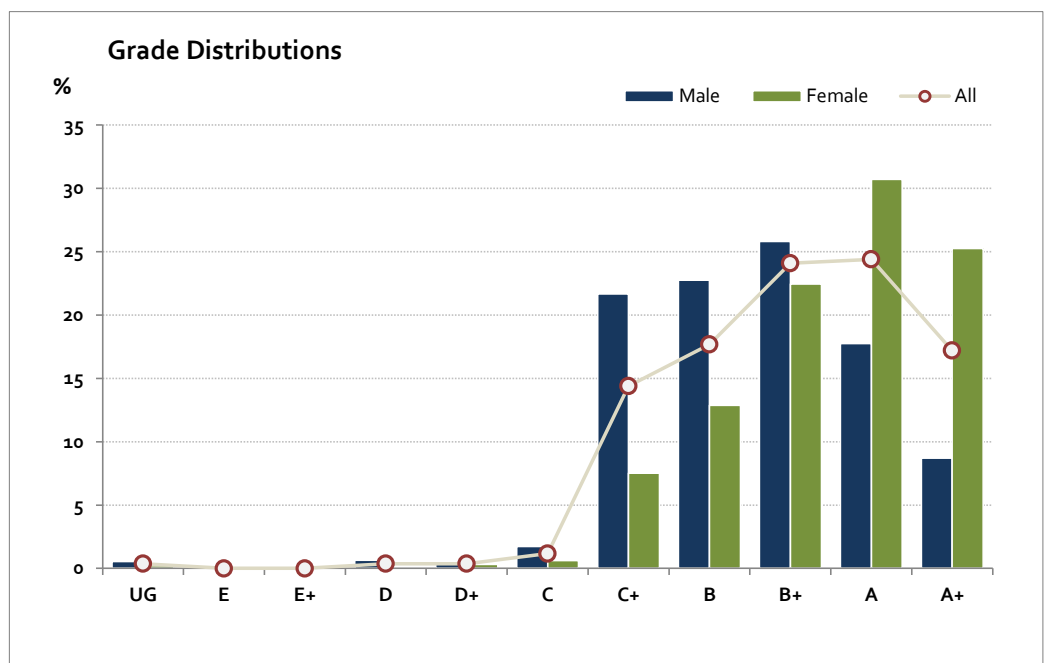
Mean	39.4
Std Dev	6.7
Median	B+

Not Assessed:

Male	n	31
	%	3
Female	n	12
	%	1
All	n	43
	%	2

Total Enrolments incl. Not Assessed:

Male	n	950
Female	n	983
All	n	1,933



The Victorian Curriculum and Assessment Authority provides high quality curriculum, assessment and reporting that enables individual lifelong learning.

LOTE Chinese First Language

Graded Assessment 2 COURSEWORK UNIT 4 2015

Table of Grade Distributions: male, female and all students assessed

Grade	UG	E	E+	D	D+	C	C+	B	B+	A	A+	Total	
Male	n	1	0	0	1	19	89	168	190	156	147	89	860
	%	0.1	0.0	0.0	0.1	2.2	10.3	19.5	22.1	18.1	17.1	10.3	100.0
Female	n	0	0	0	0	7	29	68	137	169	249	269	928
	%	0.0	0.0	0.0	0.0	0.8	3.1	7.3	14.8	18.2	26.8	29.0	100.0
All	n	1	0	0	1	26	118	236	327	325	396	358	1,788
	%	0.1	0.0	0.0	0.1	1.5	6.6	13.2	18.3	18.2	22.1	20.0	100.0
Cumul	n	1	1	1	2	28	146	382	709	1,034	1,430	1,788	
	%	0.1	0.1	0.1	0.1	1.6	8.2	21.4	39.7	57.8	80.0	100.0	
Score Ranges		0-2	3-4	5-7	8-9	10-19	20-29	30-34	35-38	39-41	42-45	46-50	Max 50

Summary Statistics:

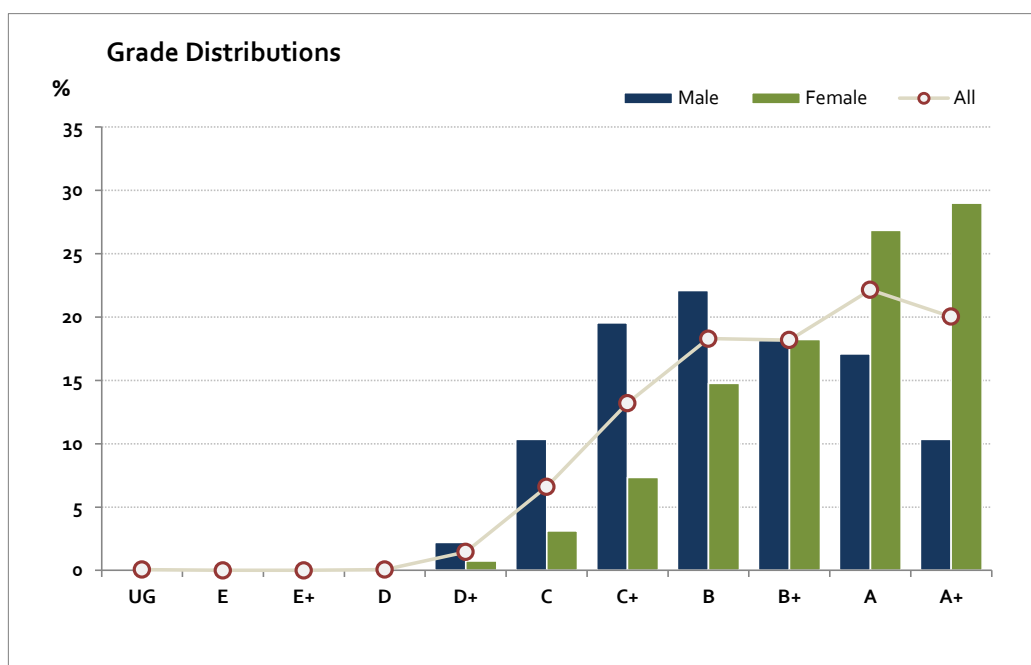
Mean	39.3
Std Dev	7
Median	B+

Not Assessed:

Male	n	90
	%	9
Female	n	55
	%	6
All	n	145
	%	8

Total Enrolments incl. Not Assessed:

Male	n	950
Female	n	983
All	n	1,933



The Victorian Curriculum and Assessment Authority provides high quality curriculum, assessment and reporting that enables individual lifelong learning.

LOTE Chinese First Language

Graded Assessment 3 ORAL AND WRITTEN EXAMINATION 2015

Table of Grade Distributions: male, female and all students assessed

Grade	UG	E	E+	D	D+	C	C+	B	B+	A	A+	Total	
Male	n	1	7	7	14	71	122	177	158	146	97	43	843
	%	0.1	0.8	0.8	1.7	8.4	14.5	21.0	18.7	17.3	11.5	5.1	100.0
Female	n	1	0	2	5	23	48	104	148	214	225	151	921
	%	0.1	0.0	0.2	0.5	2.5	5.2	11.3	16.1	23.2	24.4	16.4	100.0
All	n	2	7	9	19	94	170	281	306	360	322	194	1,764
	%	0.1	0.4	0.5	1.1	5.3	9.6	15.9	17.3	20.4	18.3	11.0	100.0
Cumul	n	2	9	18	37	131	301	582	888	1,248	1,570	1,764	
	%	0.1	0.5	1.0	2.1	7.4	17.1	33.0	50.3	70.7	89.0	100.0	
Score Ranges		0-14	15-22	23-54	55-79	80-102	103-116	117-128	129-137	138-146	147-156	157-200	Max 200

Summary Statistics:

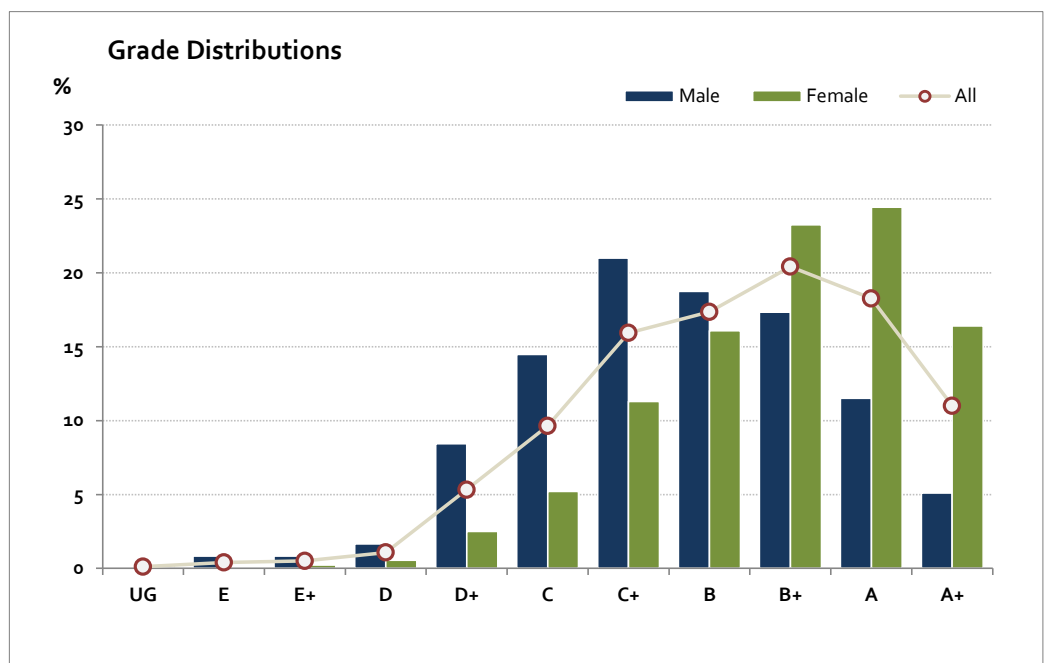
Mean	133.7
Std Dev	22.4
Median	B

Not Assessed:

Male	n	107
	%	11
Female	n	62
	%	6
All	n	169
	%	9

Total Enrolments incl. Not Assessed:

Male	n	950
Female	n	983
All	n	1,933



The Victorian Curriculum and Assessment Authority provides high quality curriculum, assessment and reporting that enables individual lifelong learning.