

English

Graded Assessment 1 COURSEWORK UNIT 3 2021

Table of Grade Distribution by Gender

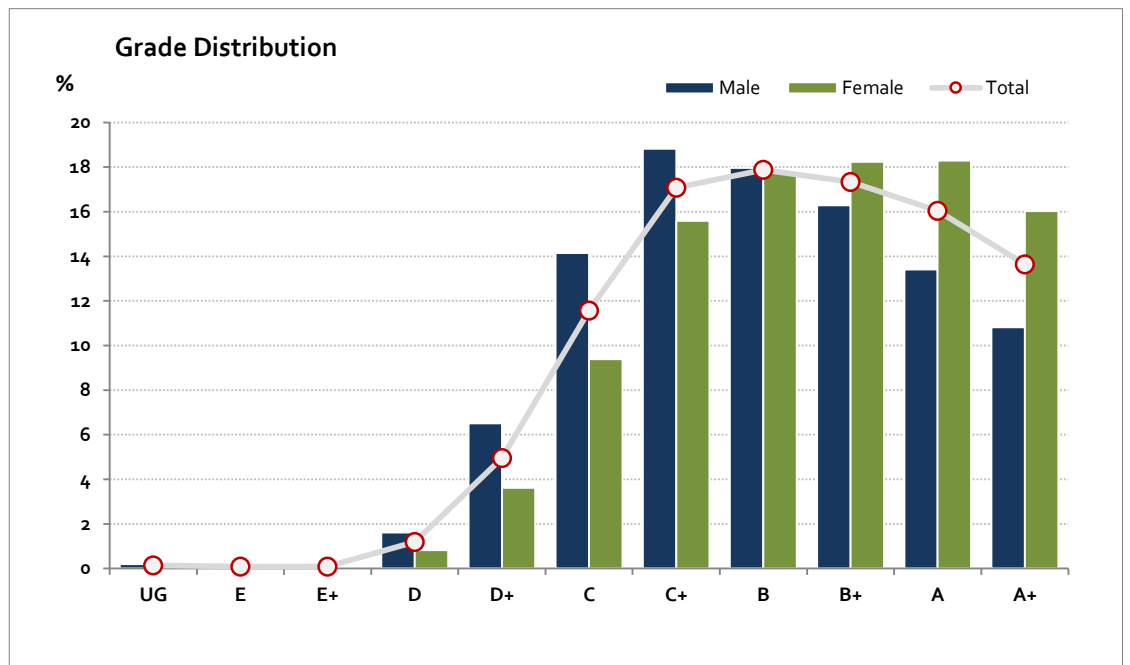
Grade		UG	E	E+	D	D+	C	C+	B	B+	A	A+	NR	Total
Male	n	34	26	15	287	1,157	2,512	3,343	3,190	2,893	2,383	1,922	0	17,762
	%	0.2	0.1	0.1	1.6	6.5	14.1	18.8	18.0	16.3	13.4	10.8	0.0	100.0
Female	n	20	8	17	172	754	1,954	3,246	3,705	3,797	3,809	3,337	0	20,819
	%	0.1	0.0	0.1	0.8	3.6	9.4	15.6	17.8	18.2	18.3	16.0	0.0	100.0
Gender X	n	0	1	1	3	1	3	9	11	6	7	9	0	51
	%	0.0	2.0	2.0	5.9	2.0	5.9	17.6	21.6	11.8	13.7	17.6	0.0	100.0
Total	n	54	35	33	462	1,912	4,469	6,598	6,906	6,696	6,199	5,268	0	38,632
	%	0.1	0.1	0.1	1.2	4.9	11.6	17.1	17.9	17.3	16.0	13.6	0.0	100.0
Score Ranges		0-9	10-12	13-15	16-31	32-43	44-52	53-60	61-67	68-74	75-83	84-100	N/A	Max 100

For privacy reasons, a gender with less than 5 students assessed has been assigned to the category of NR (Not Reported).

Summary Statistics:	
Mean	66.3
Std Dev	15.4
Median	B

Not Assessed:	
Male	2,069
Female	1,910
Gender X	20
Total	3,999

Total Enrolments incl. Not Assessed:	
Male	19,831
Female	22,729
Gender X	71
Total	42,631



Gender X numbers are too low for a graph to be meaningful

The above 2021 information includes students from both the 2021 Victorian academic calendar year and the 2022 Northern Hemisphere Timetable (academic year from July to June). The NHT academic year results are subject to equating to ensure comparability with the results of the cohort assessed in the preceding calendar year.

English

Graded Assessment 2 COURSEWORK UNIT 4 2021

Table of Grade Distribution by Gender

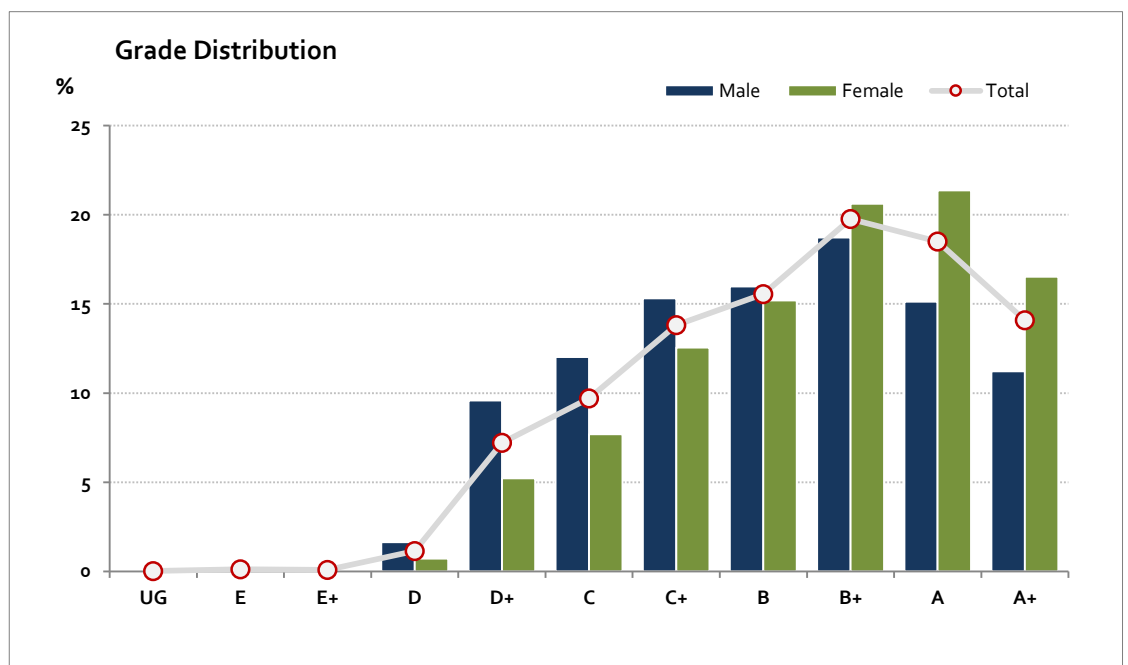
Grade		UG	E	E+	D	D+	C	C+	B	B+	A	A+	NR	Total
Male	n	5	32	21	276	1,608	2,017	2,568	2,680	3,140	2,537	1,881	0	16,765
	%	0.0	0.2	0.1	1.6	9.6	12.0	15.3	16.0	18.7	15.1	11.2	0.0	100.0
Female	n	5	10	13	144	1,032	1,524	2,485	3,007	4,081	4,229	3,270	0	19,800
	%	0.0	0.1	0.1	0.7	5.2	7.7	12.6	15.2	20.6	21.4	16.5	0.0	100.0
Gender X	n	0	1	0	0	1	9	6	3	12	5	5	0	42
	%	0.0	2.4	0.0	0.0	2.4	21.4	14.3	7.1	28.6	11.9	11.9	0.0	100.0
Total	n	10	43	34	420	2,641	3,550	5,059	5,690	7,233	6,771	5,156	0	36,607
	%	0.0	0.1	0.1	1.1	7.2	9.7	13.8	15.5	19.8	18.5	14.1	0.0	100.0
Score Ranges		0-9	10-19	20-22	23-35	36-49	50-56	57-63	64-69	70-77	78-87	88-100	N/A	Max 100

For privacy reasons, a gender with less than 5 students assessed has been assigned to the category of NR (Not Reported).

Summary Statistics:	
Mean	70.3
Std Dev	15.2
Median	B+

Not Assessed:	
Male	3,066
Female	2,929
Gender X	29
Total	6,024

Total Enrolments incl. Not Assessed:	
Male	19,831
Female	22,729
Gender X	71
Total	42,631



Gender X numbers are too low for a graph to be meaningful

The above 2021 information includes students from both the 2021 Victorian academic calendar year and the 2022 Northern Hemisphere Timetable (academic year from July to June). The NHT academic year results are subject to equating to ensure comparability with the results of the cohort assessed in the preceding calendar year.

English

Graded Assessment 3 WRITTEN EXAMINATION 2021

Table of Grade Distribution by Gender

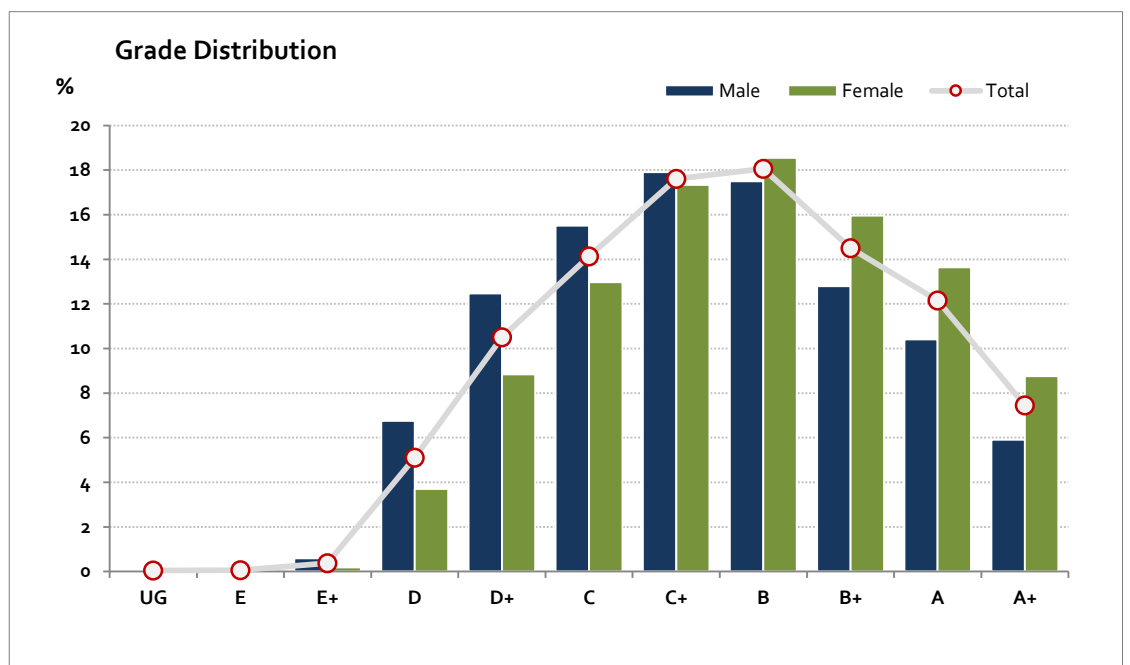
Grade		UG	E	E+	D	D+	C	C+	B	B+	A	A+	NR	Total
Male	n	11	11	98	1,125	2,076	2,582	2,980	2,912	2,130	1,733	984	0	16,642
	%	0.1	0.1	0.6	6.8	12.5	15.5	17.9	17.5	12.8	10.4	5.9	0.0	100.0
Female	n	5	9	35	729	1,739	2,555	3,412	3,651	3,142	2,684	1,724	0	19,685
	%	0.0	0.0	0.2	3.7	8.8	13.0	17.3	18.5	16.0	13.6	8.8	0.0	100.0
Gender X	n	0	0	0	3	7	4	10	5	2	4	3	0	38
	%	0.0	0.0	0.0	7.9	18.4	10.5	26.3	13.2	5.3	10.5	7.9	0.0	100.0
Total	n	16	20	133	1,857	3,822	5,141	6,402	6,568	5,274	4,421	2,711	0	36,365
	%	0.0	0.1	0.4	5.1	10.5	14.1	17.6	18.1	14.5	12.2	7.5	0.0	100.0
Score Ranges		0-5	6-8	9-12	13-20	21-25	26-29	30-33	34-37	38-41	42-46	47-60	N/A	Max 60

For privacy reasons, a gender with less than 5 students assessed has been assigned to the category of NR (Not Reported).

Summary Statistics:	
Mean	34
Std Dev	8.5
Median	B

Not Assessed:	
Male	3,189
Female	3,044
Gender X	33
Total	6,266

Total Enrolments incl. Not Assessed:	
Male	19,831
Female	22,729
Gender X	71
Total	42,631



Gender X numbers are too low for a graph to be meaningful

The above 2021 information includes students from both the 2021 Victorian academic calendar year and the 2022 Northern Hemisphere Timetable (academic year from July to June). The NHT academic year results are subject to equating to ensure comparability with the results of the cohort assessed in the preceding calendar year.