

LOTE German

Graded Assessment 1 COURSEWORK UNIT 3 2023

Table of Grade Distribution by Gender

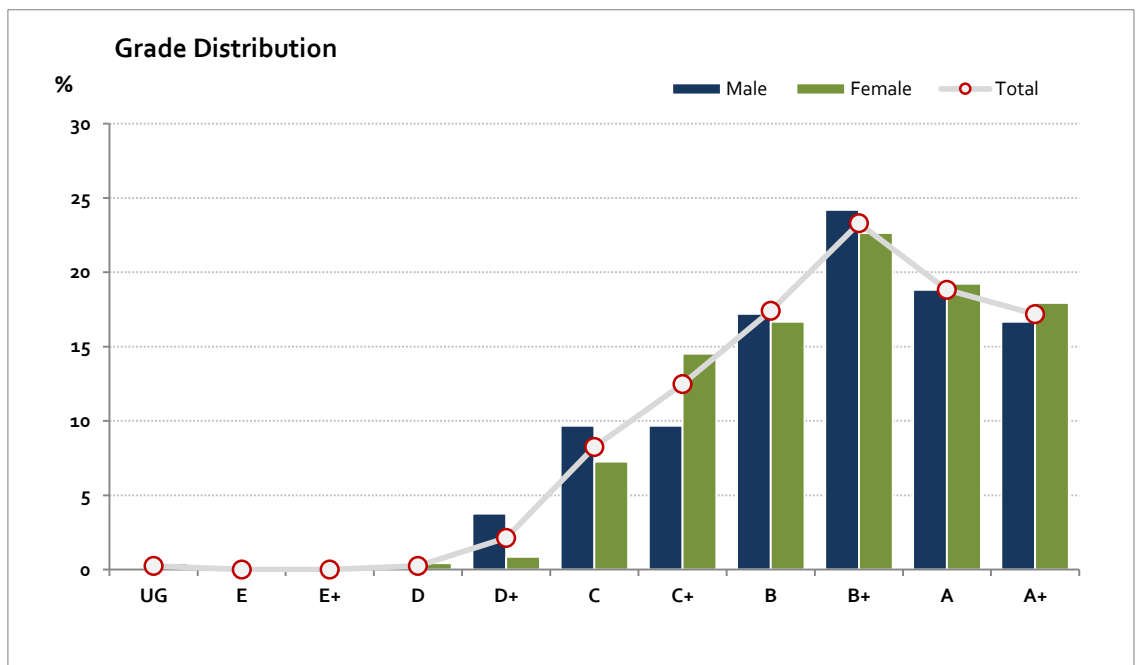
Grade		UG	E	E+	D	D+	C	C+	B	B+	A	A+	NR	Total
Male	n	0	0	0	0	7	18	18	32	45	35	31	0	186
	%	0.0	0.0	0.0	0.0	3.8	9.7	9.7	17.2	24.2	18.8	16.7	0.0	100.0
Female	n	1	0	0	1	2	17	34	39	53	45	42	0	234
	%	0.4	0.0	0.0	0.4	0.9	7.3	14.5	16.7	22.6	19.2	17.9	0.0	100.0
Gender X	n	0	0	0	0	0	0	1	3	1	0	0	0	5
	%	0.0	0.0	0.0	0.0	0.0	0.0	20.0	60.0	20.0	0.0	0.0	0.0	100.0
Total	n	1	0	0	1	9	35	53	74	99	80	73	0	425
	%	0.2	0.0	0.0	0.2	2.1	8.2	12.5	17.4	23.3	18.8	17.2	0.0	100.0
Score Ranges		0-4	5-9	10-14	15-19	20-23	24-29	30-33	34-36	37-40	41-44	45-50	N/A	Max 50

For privacy reasons, a gender with less than 5 students assessed has been assigned to the category of NR (Not Reported).

Summary Statistics:	
Mean	37.8
Std Dev	6.7
Median	B+

Not Assessed:	
Male	4
Female	3
Gender X	0
Total	7

Total Enrolments incl. Not Assessed:	
Male	190
Female	237
Gender X	5
Total	432



Gender X data are not shown in the graph due to either (i) numbers are too low for a graph to be meaningful or (ii) there are no data.

LOTE German

Graded Assessment 2 COURSEWORK UNIT 4 2023

Table of Grade Distribution by Gender

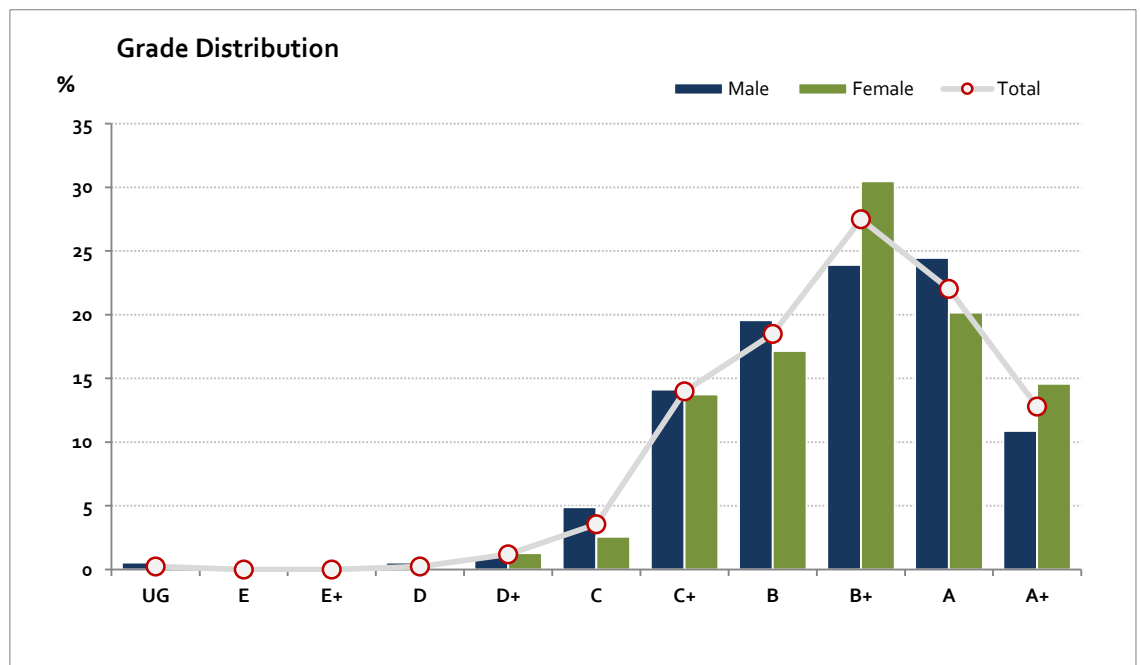
Grade		UG	E	E+	D	D+	C	C+	B	B+	A	A+	NR	Total
Male	n	1	0	0	1	2	9	26	36	44	45	20	0	184
	%	0.5	0.0	0.0	0.5	1.1	4.9	14.1	19.6	23.9	24.5	10.9	0.0	100.0
Female	n	0	0	0	0	3	6	32	40	71	47	34	0	233
	%	0.0	0.0	0.0	0.0	1.3	2.6	13.7	17.2	30.5	20.2	14.6	0.0	100.0
Gender X	n	0	0	0	0	0	0	1	2	1	1	0	0	5
	%	0.0	0.0	0.0	0.0	0.0	0.0	20.0	40.0	20.0	20.0	0.0	0.0	100.0
Total	n	1	0	0	1	5	15	59	78	116	93	54	0	422
	%	0.2	0.0	0.0	0.2	1.2	3.6	14.0	18.5	27.5	22.0	12.8	0.0	100.0
Score Ranges		0-4	5-9	10-14	15-16	17-20	21-24	25-31	32-35	36-40	41-45	46-50	N/A	Max 50

For privacy reasons, a gender with less than 5 students assessed has been assigned to the category of NR (Not Reported).

Summary Statistics:	
Mean	37.2
Std Dev	7.2
Median	B+

Not Assessed:	
Male	6
Female	4
Gender X	0
Total	10

Total Enrolments incl. Not Assessed:	
Male	190
Female	237
Gender X	5
Total	432



Gender X data are not shown in the graph due to either (i) numbers are too low for a graph to be meaningful or (ii) there are no data.

LOTE German

Graded Assessment 3 ORAL AND WRITTEN EXAMINATION 2023

Table of Grade Distribution by Gender

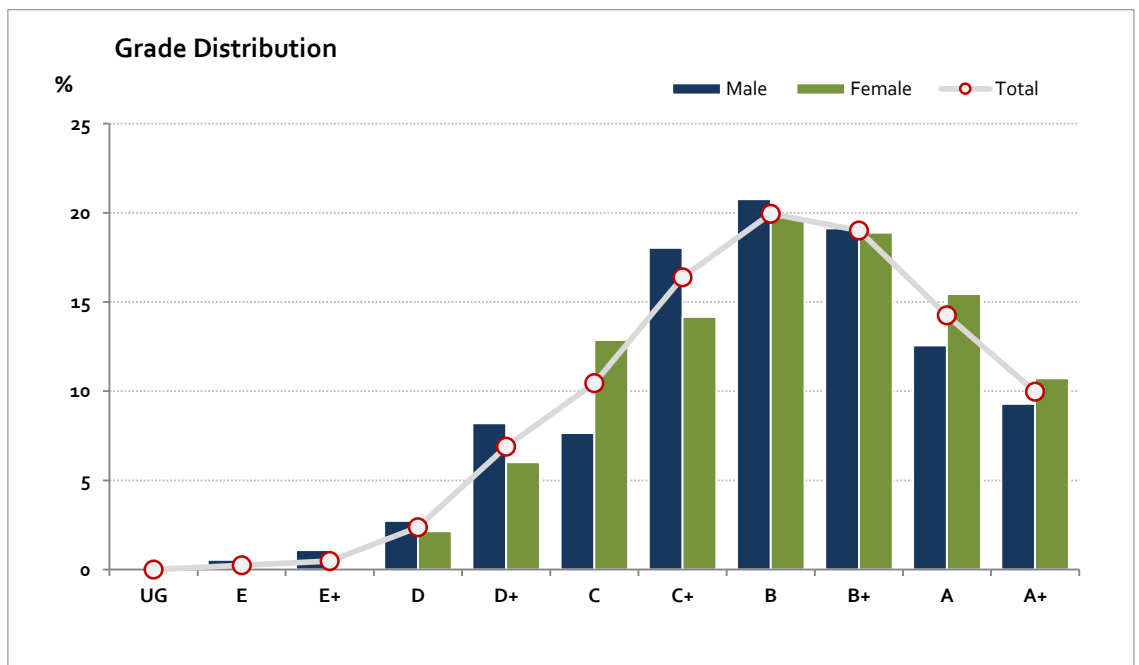
Grade		UG	E	E+	D	D+	C	C+	B	B+	A	A+	NR	Total
Male	n	0	1	2	5	15	14	33	38	35	23	17	0	183
	%	0.0	0.5	1.1	2.7	8.2	7.7	18.0	20.8	19.1	12.6	9.3	0.0	100.0
Female	n	0	0	0	5	14	30	33	46	44	36	25	0	233
	%	0.0	0.0	0.0	2.1	6.0	12.9	14.2	19.7	18.9	15.5	10.7	0.0	100.0
Gender X	n	0	0	0	0	0	0	3	0	1	1	0	0	5
	%	0.0	0.0	0.0	0.0	0.0	0.0	60.0	0.0	20.0	20.0	0.0	0.0	100.0
Total	n	0	1	2	10	29	44	69	84	80	60	42	0	421
	%	0.0	0.2	0.5	2.4	6.9	10.5	16.4	20.0	19.0	14.3	10.0	0.0	100.0
Score Ranges		0-14	15-25	26-59	60-95	96-147	148-187	188-223	224-263	264-307	308-354	355-400	N/A	Max 400

For privacy reasons, a gender with less than 5 students assessed has been assigned to the category of NR (Not Reported).

Summary Statistics:	
Mean	249.5
Std Dev	77.6
Median	B

Not Assessed:	
Male	7
Female	4
Gender X	0
Total	11

Total Enrolments incl. Not Assessed:	
Male	190
Female	237
Gender X	5
Total	432



Gender X data are not shown in the graph due to either (i) numbers are too low for a graph to be meaningful or (ii) there are no data.