

LOTE Hindi

Graded Assessment 1 COURSEWORK UNIT 3 2023

Table of Grade Distribution by Gender

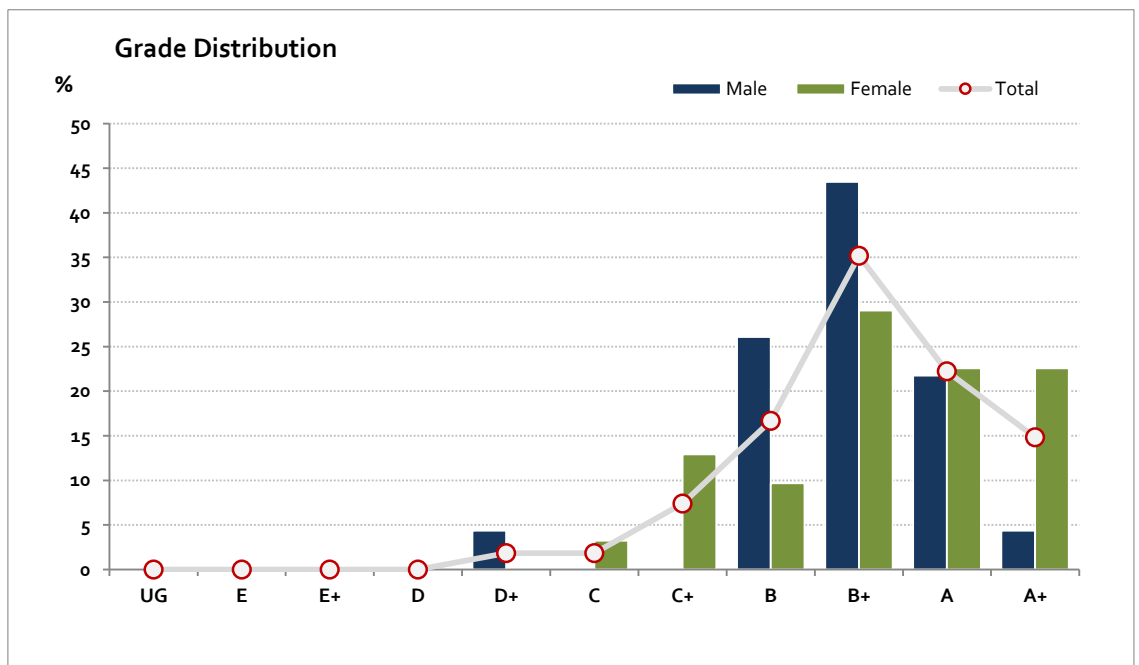
Grade		UG	E	E+	D	D+	C	C+	B	B+	A	A+	NR	Total
Male	n	0	0	0	0	1	0	0	6	10	5	1	0	23
	%	0.0	0.0	0.0	0.0	4.3	0.0	0.0	26.1	43.5	21.7	4.3	0.0	100.0
Female	n	0	0	0	0	0	1	4	3	9	7	7	0	31
	%	0.0	0.0	0.0	0.0	0.0	3.2	12.9	9.7	29.0	22.6	22.6	0.0	100.0
Gender X	n	0	0	0	0	0	0	0	0	0	0	0	0	0
	%	0.0	0.0	0.0	0.0	0.0	0.0	0.0	0.0	0.0	0.0	0.0	0.0	0.0
Total	n	0	0	0	0	1	1	4	9	19	12	8	0	54
	%	0.0	0.0	0.0	0.0	1.9	1.9	7.4	16.7	35.2	22.2	14.8	0.0	100.0
Score Ranges		0-4	5-9	10-14	15-19	20-24	25-29	30-33	34-38	39-44	45-47	48-50	N/A	Max 50

For privacy reasons, a gender with less than 5 students assessed has been assigned to the category of NR (Not Reported).

Summary Statistics:	
Mean	41.6
Std Dev	5.9
Median	B+

Not Assessed:	
Male	1
Female	1
Gender X	0
Total	2

Total Enrolments incl. Not Assessed:	
Male	24
Female	32
Gender X	0
Total	56



Gender X data are not shown in the graph due to either (i) numbers are too low for a graph to be meaningful or (ii) there are no data.

LOTE Hindi

Graded Assessment 2 COURSEWORK UNIT 4 2023

Table of Grade Distribution by Gender

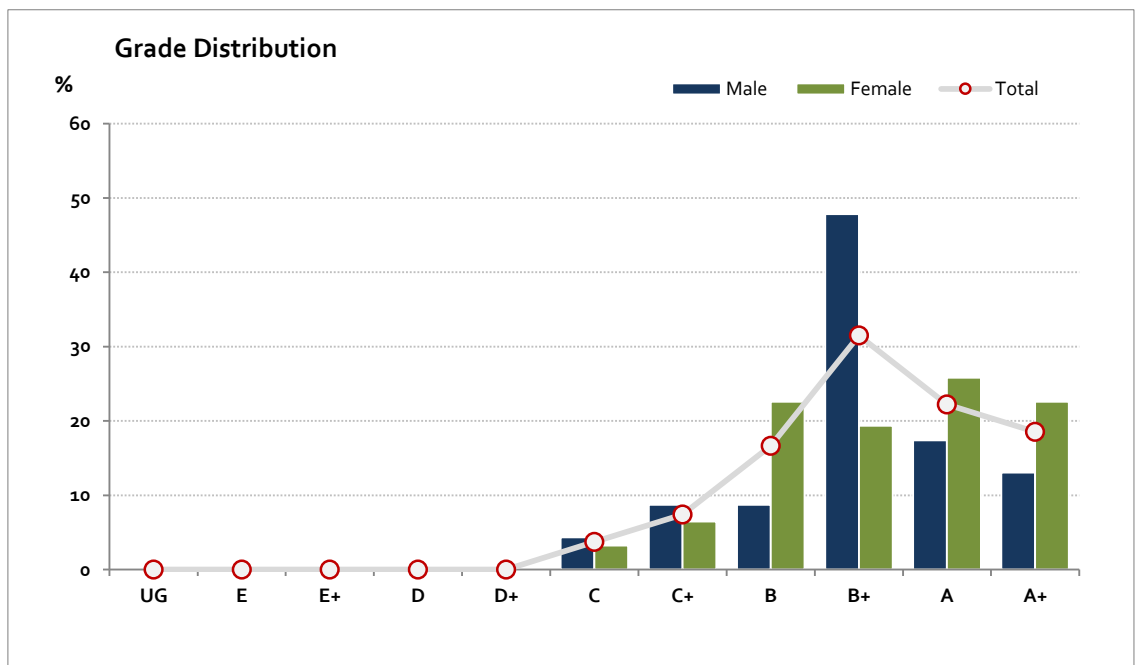
Grade	UG	E	E+	D	D+	C	C+	B	B+	A	A+	NR	Total
Male													
n	0	0	0	0	0	1	2	2	11	4	3	0	23
%	0.0	0.0	0.0	0.0	0.0	4.3	8.7	8.7	47.8	17.4	13.0	0.0	100.0
Female													
n	0	0	0	0	0	1	2	7	6	8	7	0	31
%	0.0	0.0	0.0	0.0	0.0	3.2	6.5	22.6	19.4	25.8	22.6	0.0	100.0
Gender X													
n	0	0	0	0	0	0	0	0	0	0	0	0	0
%	0.0	0.0	0.0	0.0	0.0	0.0	0.0	0.0	0.0	0.0	0.0	0.0	0.0
Total													
n	0	0	0	0	0	2	4	9	17	12	10	0	54
%	0.0	0.0	0.0	0.0	0.0	3.7	7.4	16.7	31.5	22.2	18.5	0.0	100.0
Score Ranges	0-4	5-9	10-14	15-19	20-24	25-26	27-35	36-38	39-43	44-47	48-50	N/A	Max 50

For privacy reasons, a gender with less than 5 students assessed has been assigned to the category of NR (Not Reported).

Summary Statistics:	
Mean	41.7
Std Dev	5.5
Median	B+

Not Assessed:	
Male	1
Female	1
Gender X	0
Total	2

Total Enrolments incl. Not Assessed:	
Male	24
Female	32
Gender X	0
Total	56



Gender X data are not shown in the graph due to either (i) numbers are too low for a graph to be meaningful or (ii) there are no data.

LOTE Hindi

Graded Assessment 3 ORAL AND WRITTEN EXAMINATION 2023

Table of Grade Distribution by Gender

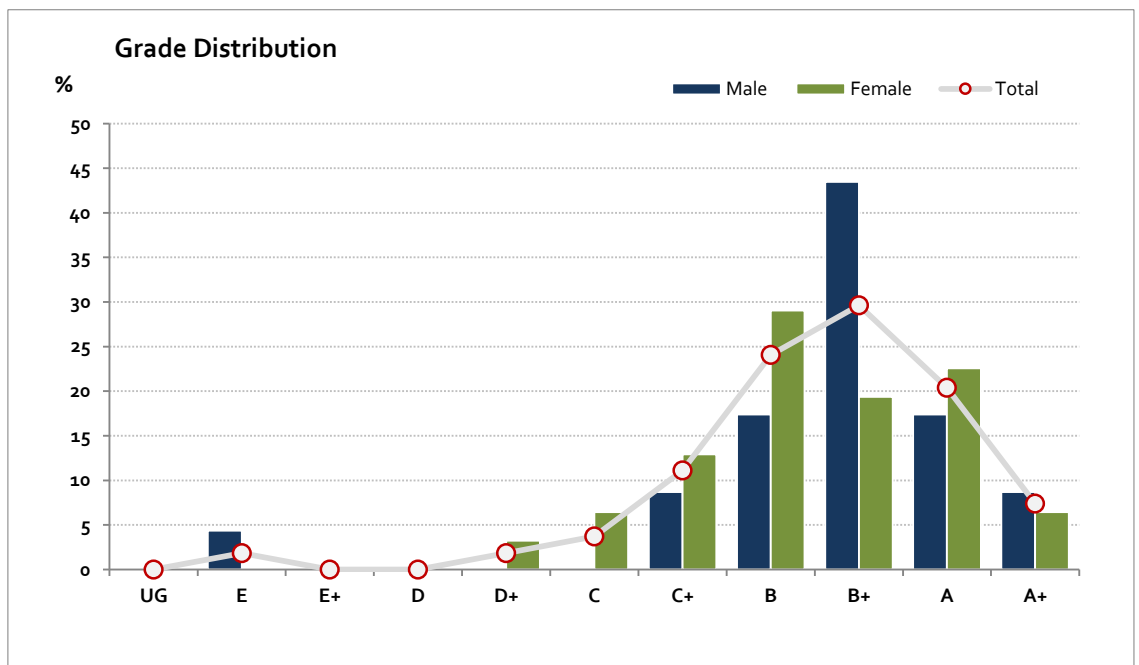
Grade		UG	E	E+	D	D+	C	C+	B	B+	A	A+	NR	Total
Male	n	0	1	0	0	0	0	2	4	10	4	2	0	23
	%	0.0	4.3	0.0	0.0	0.0	0.0	8.7	17.4	43.5	17.4	8.7	0.0	100.0
Female	n	0	0	0	0	1	2	4	9	6	7	2	0	31
	%	0.0	0.0	0.0	0.0	3.2	6.5	12.9	29.0	19.4	22.6	6.5	0.0	100.0
Gender X	n	0	0	0	0	0	0	0	0	0	0	0	0	0
	%	0.0	0.0	0.0	0.0	0.0	0.0	0.0	0.0	0.0	0.0	0.0	0.0	0.0
Total	n	0	1	0	0	1	2	6	13	16	11	4	0	54
	%	0.0	1.9	0.0	0.0	1.9	3.7	11.1	24.1	29.6	20.4	7.4	0.0	100.0
Score Ranges		0-39	40-79	80-119	120-159	160-199	200-246	247-266	267-290	291-339	340-369	370-400	N/A	Max 400

For privacy reasons, a gender with less than 5 students assessed has been assigned to the category of NR (Not Reported).

Summary Statistics:	
Mean	302.2
Std Dev	54.9
Median	B+

Not Assessed:	
Male	1
Female	1
Gender X	0
Total	2

Total Enrolments incl. Not Assessed:	
Male	24
Female	32
Gender X	0
Total	56



Gender X data are not shown in the graph due to either (i) numbers are too low for a graph to be meaningful or (ii) there are no data.