

# LOTE Indonesian Second Language

## Graded Assessment 1 COURSEWORK UNIT 3 2023

Table of Grade Distribution by Gender

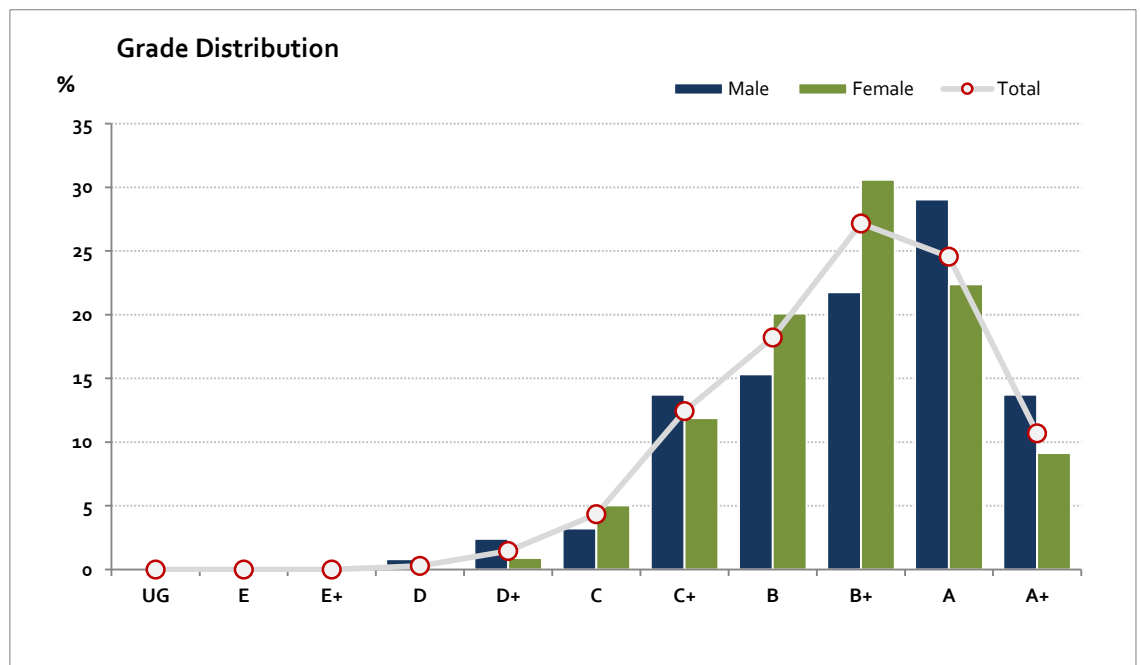
Grade		UG	E	E+	D	D+	C	C+	B	B+	A	A+	NR	Total
Male	n	0	0	0	1	3	4	17	19	27	36	17	0	124
	%	0.0	0.0	0.0	0.8	2.4	3.2	13.7	15.3	21.8	29.0	13.7	0.0	100.0
Female	n	0	0	0	0	2	11	26	44	67	49	20	0	219
	%	0.0	0.0	0.0	0.0	0.9	5.0	11.9	20.1	30.6	22.4	9.1	0.0	100.0
Gender X	n	0	0	0	0	0	0	0	0	0	0	0	3	3
	%	0.0	0.0	0.0	0.0	0.0	0.0	0.0	0.0	0.0	0.0	0.0	100.0	100.0
Total	n	0	0	0	1	5	15	43	63	94	85	37	3	346
	%	0.0	0.0	0.0	0.3	1.4	4.3	12.4	18.2	27.2	24.6	10.7	0.9	100.0
Score Ranges		0-4	5-9	10-14	15-19	20-24	25-26	27-29	30-33	34-39	40-47	48-50	N/A	Max 50

For privacy reasons, a gender with less than 5 students assessed has been assigned to the category of NR (Not Reported).

Summary Statistics:	
Mean	36.8
Std Dev	7.2
Median	B+

Not Assessed:	
Male	1
Female	2
Gender X	0
Total	3

Total Enrolments incl. Not Assessed:	
Male	125
Female	221
Gender X	3
Total	349



Gender X data are not shown in the graph due to either (i) numbers are too low for a graph to be meaningful or (ii) there are no data.

## LOTE Indonesian Second Language

### Graded Assessment 2 COURSEWORK UNIT 4 2023

Table of Grade Distribution by Gender

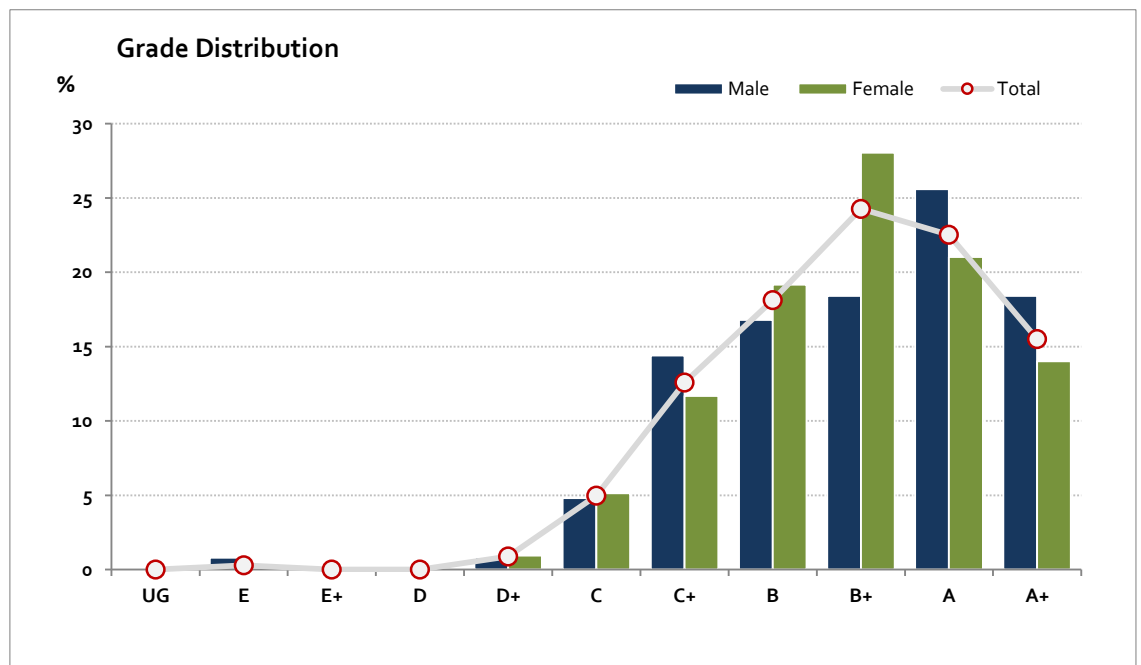
Grade		UG	E	E+	D	D+	C	C+	B	B+	A	A+	NR	Total
Male	n	0	1	0	0	1	6	18	21	23	32	23	0	125
	%	0.0	0.8	0.0	0.0	0.8	4.8	14.4	16.8	18.4	25.6	18.4	0.0	100.0
Female	n	0	0	0	0	2	11	25	41	60	45	30	0	214
	%	0.0	0.0	0.0	0.0	0.9	5.1	11.7	19.2	28.0	21.0	14.0	0.0	100.0
Gender X	n	0	0	0	0	0	0	0	0	0	0	0	3	3
	%	0.0	0.0	0.0	0.0	0.0	0.0	0.0	0.0	0.0	0.0	0.0	100.0	100.0
Total	n	0	1	0	0	3	17	43	62	83	77	53	3	342
	%	0.0	0.3	0.0	0.0	0.9	5.0	12.6	18.1	24.3	22.5	15.5	0.9	100.0
Score Ranges		0-4	5-9	10-14	15-19	20-21	22-25	26-29	30-33	34-39	40-46	47-50	N/A	Max 50

For privacy reasons, a gender with less than 5 students assessed has been assigned to the category of NR (Not Reported).

Summary Statistics:	
Mean	36.9
Std Dev	7.8
Median	B+

Not Assessed:	
Male	0
Female	7
Gender X	0
Total	7

Total Enrolments incl. Not Assessed:	
Male	125
Female	221
Gender X	3
Total	349



Gender X data are not shown in the graph due to either (i) numbers are too low for a graph to be meaningful or (ii) there are no data.

# LOTE Indonesian Second Language

## Graded Assessment 3 ORAL AND WRITTEN EXAMINATION 2023

Table of Grade Distribution by Gender

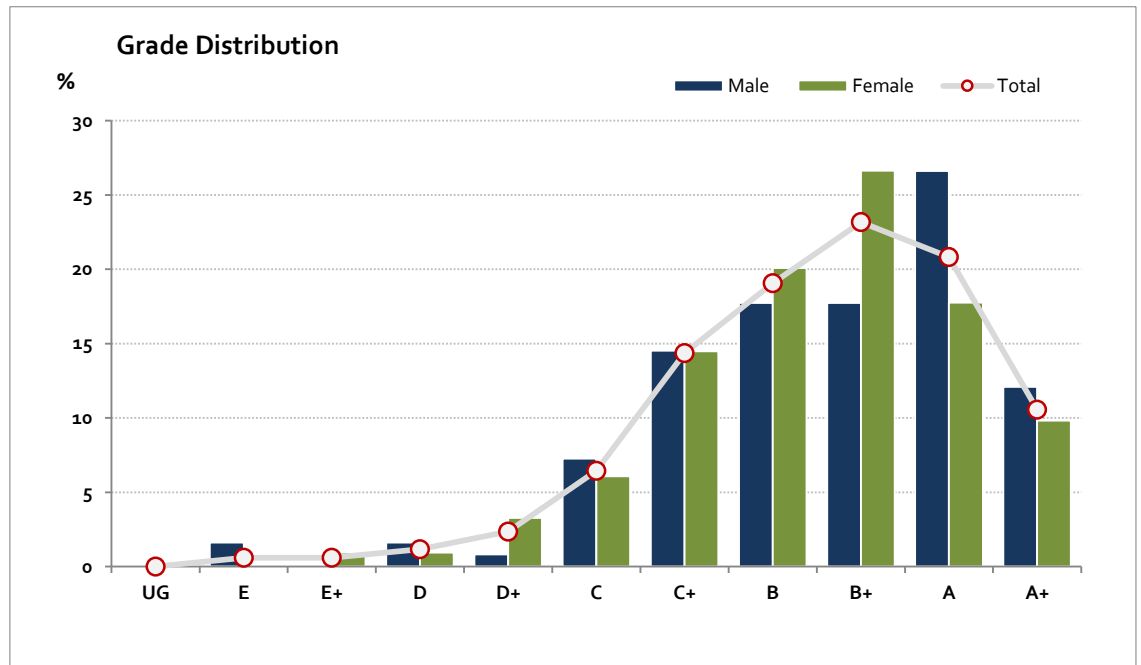
Grade		UG	E	E+	D	D+	C	C+	B	B+	A	A+	NR	Total
Male	n	0	2	0	2	1	9	18	22	22	33	15	0	124
	%	0.0	1.6	0.0	1.6	0.8	7.3	14.5	17.7	17.7	26.6	12.1	0.0	100.0
Female	n	0	0	2	2	7	13	31	43	57	38	21	0	214
	%	0.0	0.0	0.9	0.9	3.3	6.1	14.5	20.1	26.6	17.8	9.8	0.0	100.0
Gender X	n	0	0	0	0	0	0	0	0	0	0	0	3	3
	%	0.0	0.0	0.0	0.0	0.0	0.0	0.0	0.0	0.0	0.0	0.0	100.0	100.0
Total	n	0	2	2	4	8	22	49	65	79	71	36	3	341
	%	0.0	0.6	0.6	1.2	2.3	6.5	14.4	19.1	23.2	20.8	10.6	0.9	100.0
Score Ranges		0-19	20-39	40-57	58-66	67-77	78-96	97-135	136-172	173-233	234-304	305-400	N/A	Max 400

For privacy reasons, a gender with less than 5 students assessed has been assigned to the category of NR (Not Reported).

Summary Statistics:	
Mean	194.4
Std Dev	77.5
Median	B+

Not Assessed:	
Male	1
Female	7
Gender X	0
Total	8

Total Enrolments incl. Not Assessed:	
Male	125
Female	221
Gender X	3
Total	349



Gender X data are not shown in the graph due to either (i) numbers are too low for a graph to be meaningful or (ii) there are no data.