

# LOTE Turkish

## Graded Assessment 1 COURSEWORK UNIT 3 2023

Table of Grade Distribution by Gender

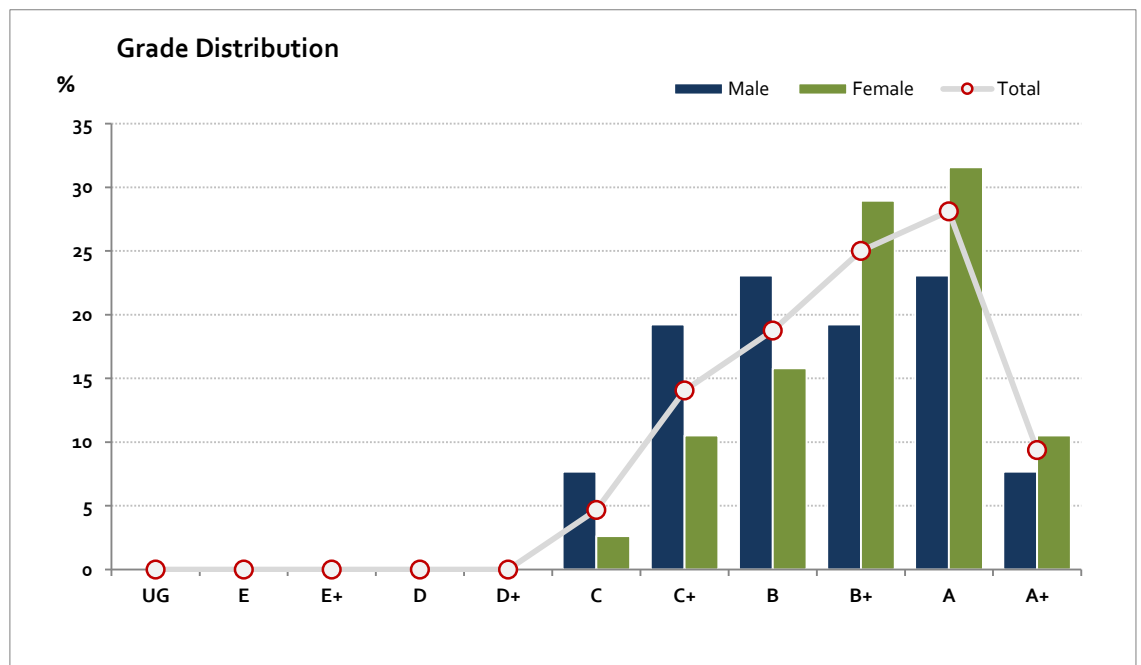
Grade		UG	E	E+	D	D+	C	C+	B	B+	A	A+	NR	Total
Male	n	0	0	0	0	0	2	5	6	5	6	2	0	26
	%	0.0	0.0	0.0	0.0	0.0	7.7	19.2	23.1	19.2	23.1	7.7	0.0	100.0
Female	n	0	0	0	0	0	1	4	6	11	12	4	0	38
	%	0.0	0.0	0.0	0.0	0.0	2.6	10.5	15.8	28.9	31.6	10.5	0.0	100.0
Gender X	n	0	0	0	0	0	0	0	0	0	0	0	0	0
	%	0.0	0.0	0.0	0.0	0.0	0.0	0.0	0.0	0.0	0.0	0.0	0.0	0.0
Total	n	0	0	0	0	0	3	9	12	16	18	6	0	64
	%	0.0	0.0	0.0	0.0	0.0	4.7	14.1	18.8	25.0	28.1	9.4	0.0	100.0
Score Ranges		0-4	5-9	10-14	15-19	20-22	23-26	27-32	33-37	38-41	42-46	47-50	N/A	Max 50

For privacy reasons, a gender with less than 5 students assessed has been assigned to the category of NR (Not Reported).

Summary Statistics:	
Mean	38.7
Std Dev	6.3
Median	B+

Not Assessed:	
Male	4
Female	1
Gender X	0
Total	5

Total Enrolments incl. Not Assessed:	
Male	30
Female	39
Gender X	0
Total	69



Gender X data are not shown in the graph due to either (i) numbers are too low for a graph to be meaningful or (ii) there are no data.

# LOTE Turkish

## Graded Assessment 2 COURSEWORK UNIT 4 2023

Table of Grade Distribution by Gender

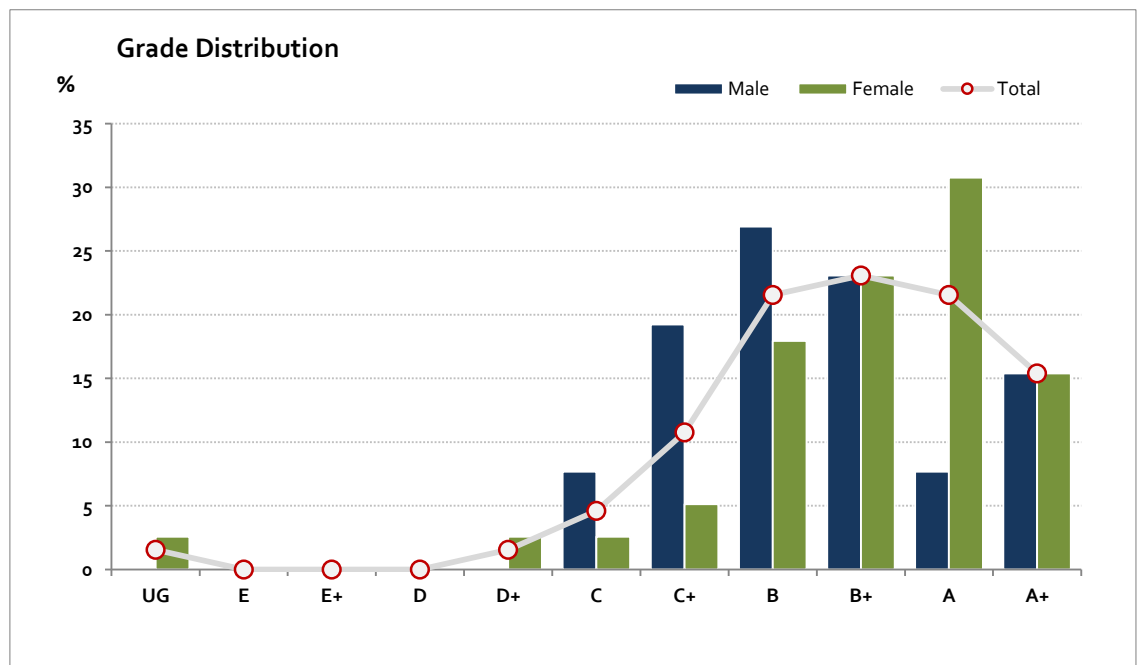
Grade		UG	E	E+	D	D+	C	C+	B	B+	A	A+	NR	Total
Male	n	0	0	0	0	0	2	5	7	6	2	4	0	26
	%	0.0	0.0	0.0	0.0	0.0	7.7	19.2	26.9	23.1	7.7	15.4	0.0	100.0
Female	n	1	0	0	0	1	1	2	7	9	12	6	0	39
	%	2.6	0.0	0.0	0.0	2.6	2.6	5.1	17.9	23.1	30.8	15.4	0.0	100.0
Gender X	n	0	0	0	0	0	0	0	0	0	0	0	0	0
	%	0.0	0.0	0.0	0.0	0.0	0.0	0.0	0.0	0.0	0.0	0.0	0.0	0.0
Total	n	1	0	0	0	1	3	7	14	15	14	10	0	65
	%	1.5	0.0	0.0	0.0	1.5	4.6	10.8	21.5	23.1	21.5	15.4	0.0	100.0
Score Ranges		0-2	3-4	5-9	10-14	15-23	24-27	28-30	31-37	38-41	42-45	46-50	N/A	Max 50

For privacy reasons, a gender with less than 5 students assessed has been assigned to the category of NR (Not Reported).

Summary Statistics:	
Mean	37.9
Std Dev	8.1
Median	B+

Not Assessed:	
Male	4
Female	0
Gender X	0
Total	4

Total Enrolments incl. Not Assessed:	
Male	30
Female	39
Gender X	0
Total	69



Gender X data are not shown in the graph due to either (i) numbers are too low for a graph to be meaningful or (ii) there are no data.

# LOTE Turkish

## Graded Assessment 3 ORAL AND WRITTEN EXAMINATION 2023

Table of Grade Distribution by Gender

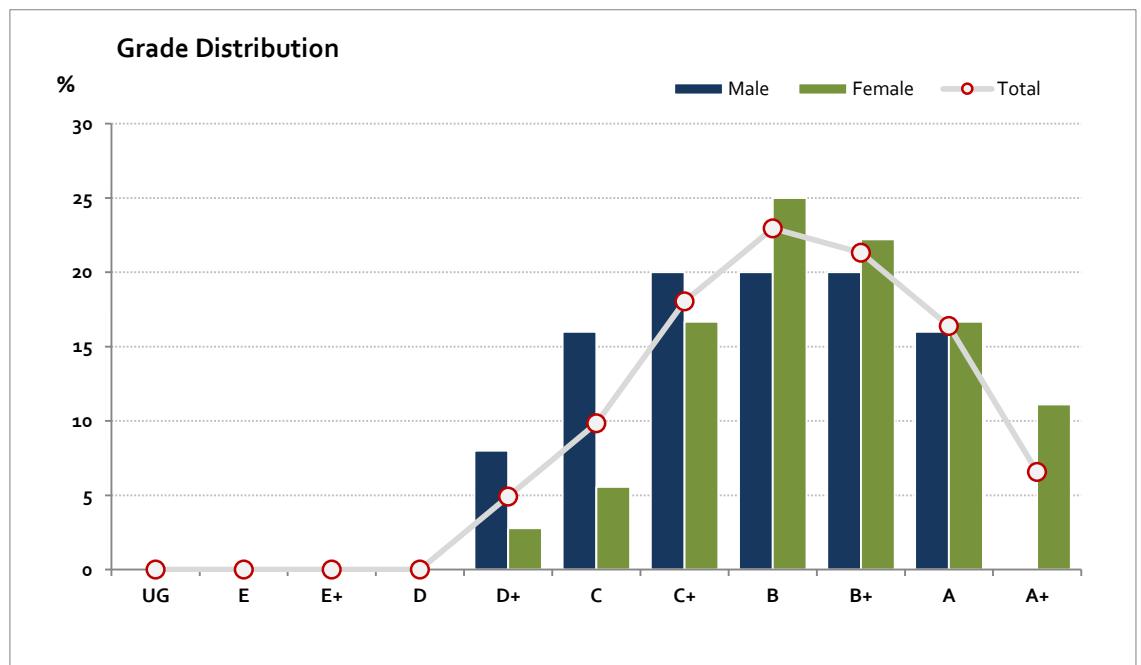
Grade		UG	E	E+	D	D+	C	C+	B	B+	A	A+	NR	Total
Male	n	0	0	0	0	2	4	5	5	5	4	0	0	25
	%	0.0	0.0	0.0	0.0	8.0	16.0	20.0	20.0	20.0	16.0	0.0	0.0	100.0
Female	n	0	0	0	0	1	2	6	9	8	6	4	0	36
	%	0.0	0.0	0.0	0.0	2.8	5.6	16.7	25.0	22.2	16.7	11.1	0.0	100.0
Gender X	n	0	0	0	0	0	0	0	0	0	0	0	0	0
	%	0.0	0.0	0.0	0.0	0.0	0.0	0.0	0.0	0.0	0.0	0.0	0.0	0.0
Total	n	0	0	0	0	3	6	11	14	13	10	4	0	61
	%	0.0	0.0	0.0	0.0	4.9	9.8	18.0	23.0	21.3	16.4	6.6	0.0	100.0
Score Ranges		0-39	40-79	80-119	120-159	160-183	184-211	212-262	263-295	296-319	320-363	364-400	N/A	Max 400

For privacy reasons, a gender with less than 5 students assessed has been assigned to the category of NR (Not Reported).

Summary Statistics:	
Mean	280
Std Dev	55.4
Median	B

Not Assessed:	
Male	5
Female	3
Gender X	0
Total	8

Total Enrolments incl. Not Assessed:	
Male	30
Female	39
Gender X	0
Total	69



Gender X data are not shown in the graph due to either (i) numbers are too low for a graph to be meaningful or (ii) there are no data.