

## LOTE Vietnamese First Language

### Graded Assessment 1 COURSEWORK UNIT 3 2023

Table of Grade Distribution by Gender

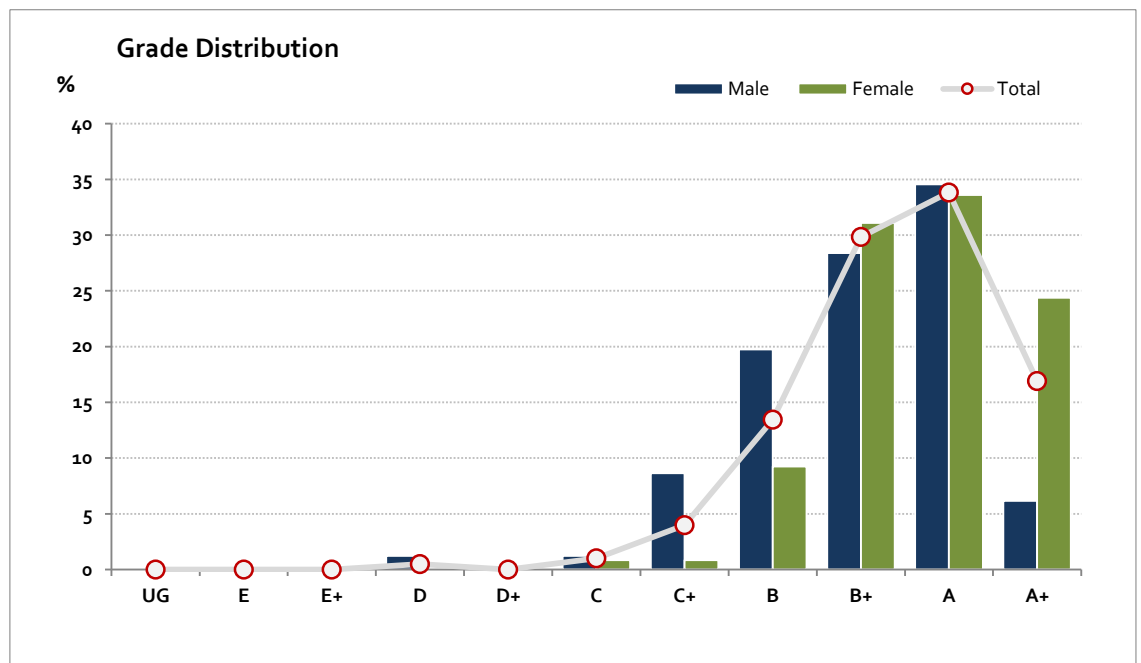
| Grade        |   | UG  | E   | E+    | D     | D+    | C     | C+    | B     | B+    | A     | A+    | NR    | Total  |
|--------------|---|-----|-----|-------|-------|-------|-------|-------|-------|-------|-------|-------|-------|--------|
| Male         | n | 0   | 0   | 0     | 1     | 0     | 1     | 7     | 16    | 23    | 28    | 5     | 0     | 81     |
|              | % | 0.0 | 0.0 | 0.0   | 1.2   | 0.0   | 1.2   | 8.6   | 19.8  | 28.4  | 34.6  | 6.2   | 0.0   | 100.0  |
| Female       | n | 0   | 0   | 0     | 0     | 0     | 1     | 1     | 11    | 37    | 40    | 29    | 0     | 119    |
|              | % | 0.0 | 0.0 | 0.0   | 0.0   | 0.0   | 0.8   | 0.8   | 9.2   | 31.1  | 33.6  | 24.4  | 0.0   | 100.0  |
| Gender X     | n | 0   | 0   | 0     | 0     | 0     | 0     | 0     | 0     | 0     | 0     | 0     | 1     | 1      |
|              | % | 0.0 | 0.0 | 0.0   | 0.0   | 0.0   | 0.0   | 0.0   | 0.0   | 0.0   | 0.0   | 0.0   | 100.0 | 100.0  |
| Total        | n | 0   | 0   | 0     | 1     | 0     | 2     | 8     | 27    | 60    | 68    | 34    | 1     | 201    |
|              | % | 0.0 | 0.0 | 0.0   | 0.5   | 0.0   | 1.0   | 4.0   | 13.4  | 29.9  | 33.8  | 16.9  | 0.5   | 100.0  |
| Score Ranges |   | 0-4 | 5-9 | 10-14 | 15-19 | 20-21 | 22-23 | 24-29 | 30-33 | 34-38 | 39-44 | 45-50 | N/A   | Max 50 |

For privacy reasons, a gender with less than 5 students assessed has been assigned to the category of NR (Not Reported).

| Summary Statistics: |      |
|---------------------|------|
| Mean                | 38.6 |
| Std Dev             | 6    |
| Median              | A    |

| Not Assessed: |    |
|---------------|----|
| Male          | 8  |
| Female        | 5  |
| Gender X      | 0  |
| Total         | 13 |

| Total Enrolments incl. Not Assessed: |     |
|--------------------------------------|-----|
| Male                                 | 89  |
| Female                               | 124 |
| Gender X                             | 1   |
| Total                                | 214 |



Gender X data are not shown in the graph due to either (i) numbers are too low for a graph to be meaningful or (ii) there are no data.

## LOTE Vietnamese First Language

### Graded Assessment 2 COURSEWORK UNIT 4 2023

Table of Grade Distribution by Gender

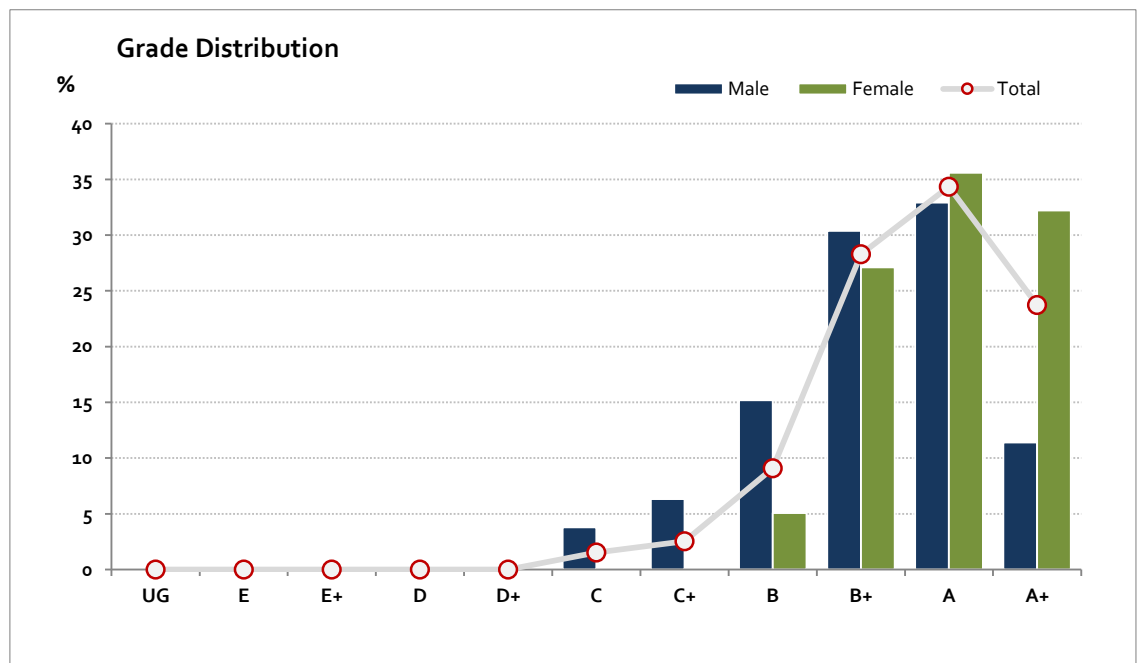
| Grade        |   | UG  | E   | E+  | D     | D+    | C     | C+    | B     | B+    | A     | A+    | NR    | Total  |
|--------------|---|-----|-----|-----|-------|-------|-------|-------|-------|-------|-------|-------|-------|--------|
| Male         | n | 0   | 0   | 0   | 0     | 0     | 3     | 5     | 12    | 24    | 26    | 9     | 0     | 79     |
|              | % | 0.0 | 0.0 | 0.0 | 0.0   | 0.0   | 3.8   | 6.3   | 15.2  | 30.4  | 32.9  | 11.4  | 0.0   | 100.0  |
| Female       | n | 0   | 0   | 0   | 0     | 0     | 0     | 0     | 6     | 32    | 42    | 38    | 0     | 118    |
|              | % | 0.0 | 0.0 | 0.0 | 0.0   | 0.0   | 0.0   | 0.0   | 5.1   | 27.1  | 35.6  | 32.2  | 0.0   | 100.0  |
| Gender X     | n | 0   | 0   | 0   | 0     | 0     | 0     | 0     | 0     | 0     | 0     | 0     | 1     | 1      |
|              | % | 0.0 | 0.0 | 0.0 | 0.0   | 0.0   | 0.0   | 0.0   | 0.0   | 0.0   | 0.0   | 0.0   | 100.0 | 100.0  |
| Total        | n | 0   | 0   | 0   | 0     | 0     | 3     | 5     | 18    | 56    | 68    | 47    | 1     | 198    |
|              | % | 0.0 | 0.0 | 0.0 | 0.0   | 0.0   | 1.5   | 2.5   | 9.1   | 28.3  | 34.3  | 23.7  | 0.5   | 100.0  |
| Score Ranges |   | 0-2 | 3-4 | 5-9 | 10-14 | 15-19 | 20-27 | 28-30 | 31-32 | 33-38 | 39-44 | 45-50 | N/A   | Max 50 |

For privacy reasons, a gender with less than 5 students assessed has been assigned to the category of NR (Not Reported).

| Summary Statistics: |      |
|---------------------|------|
| Mean                | 39.7 |
| Std Dev             | 5.9  |
| Median              | A    |

| Not Assessed: |    |
|---------------|----|
| Male          | 10 |
| Female        | 6  |
| Gender X      | 0  |
| Total         | 16 |

| Total Enrolments incl. Not Assessed: |     |
|--------------------------------------|-----|
| Male                                 | 89  |
| Female                               | 124 |
| Gender X                             | 1   |
| Total                                | 214 |



Gender X data are not shown in the graph due to either (i) numbers are too low for a graph to be meaningful or (ii) there are no data.

# LOTE Vietnamese First Language

## Graded Assessment 3 ORAL AND WRITTEN EXAMINATION 2023

Table of Grade Distribution by Gender

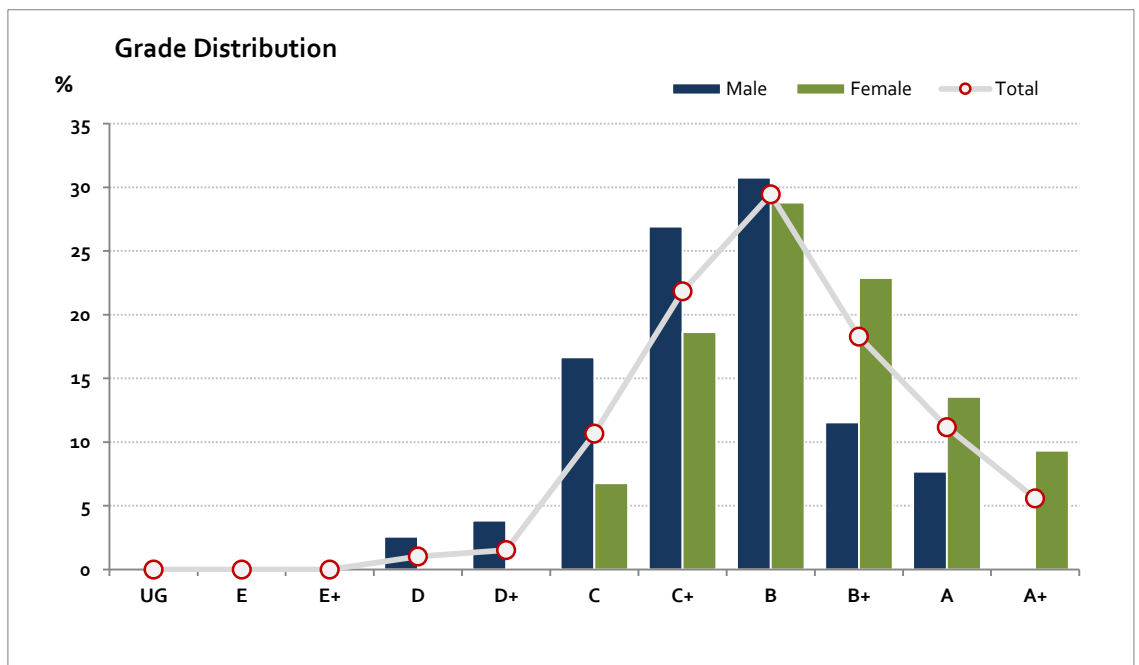
| Grade        |   | UG   | E     | E+    | D     | D+    | C      | C+      | B       | B+      | A       | A+      | NR    | Total   |
|--------------|---|------|-------|-------|-------|-------|--------|---------|---------|---------|---------|---------|-------|---------|
| Male         | n | 0    | 0     | 0     | 2     | 3     | 13     | 21      | 24      | 9       | 6       | 0       | 0     | 78      |
|              | % | 0.0  | 0.0   | 0.0   | 2.6   | 3.8   | 16.7   | 26.9    | 30.8    | 11.5    | 7.7     | 0.0     | 0.0   | 100.0   |
| Female       | n | 0    | 0     | 0     | 0     | 0     | 8      | 22      | 34      | 27      | 16      | 11      | 0     | 118     |
|              | % | 0.0  | 0.0   | 0.0   | 0.0   | 0.0   | 6.8    | 18.6    | 28.8    | 22.9    | 13.6    | 9.3     | 0.0   | 100.0   |
| Gender X     | n | 0    | 0     | 0     | 0     | 0     | 0      | 0       | 0       | 0       | 0       | 0       | 1     | 1       |
|              | % | 0.0  | 0.0   | 0.0   | 0.0   | 0.0   | 0.0    | 0.0     | 0.0     | 0.0     | 0.0     | 0.0     | 100.0 | 100.0   |
| Total        | n | 0    | 0     | 0     | 2     | 3     | 21     | 43      | 58      | 36      | 22      | 11      | 1     | 197     |
|              | % | 0.0  | 0.0   | 0.0   | 1.0   | 1.5   | 10.7   | 21.8    | 29.4    | 18.3    | 11.2    | 5.6     | 0.5   | 100.0   |
| Score Ranges |   | 0-19 | 20-39 | 40-59 | 60-79 | 80-89 | 90-106 | 107-120 | 121-134 | 135-144 | 145-158 | 159-200 | N/A   | Max 200 |

For privacy reasons, a gender with less than 5 students assessed has been assigned to the category of NR (Not Reported).

| Summary Statistics: |       |
|---------------------|-------|
| Mean                | 127.3 |
| Std Dev             | 18.5  |
| Median              | B     |

| Not Assessed: |    |
|---------------|----|
| Male          | 11 |
| Female        | 6  |
| Gender X      | 0  |
| Total         | 17 |

| Total Enrolments incl. Not Assessed: |     |
|--------------------------------------|-----|
| Male                                 | 89  |
| Female                               | 124 |
| Gender X                             | 1   |
| Total                                | 214 |



Gender X data are not shown in the graph due to either (i) numbers are too low for a graph to be meaningful or (ii) there are no data.