

LOTE Vietnamese Second Language

Graded Assessment 1 COURSEWORK UNIT 3 2023

Table of Grade Distribution by Gender

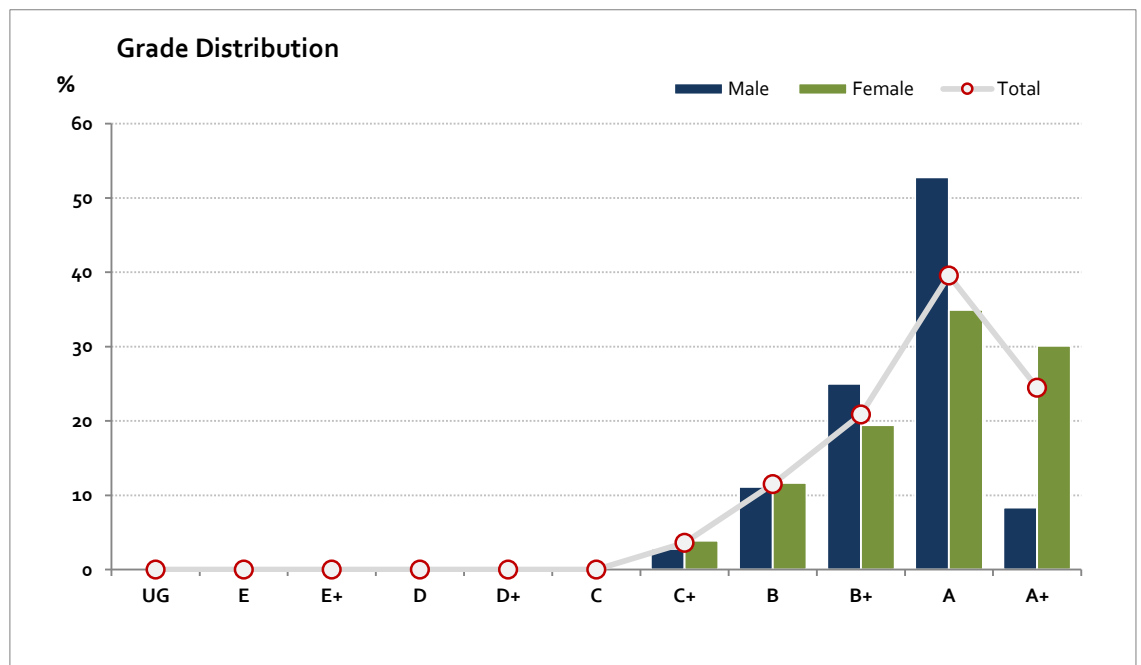
Grade		UG	E	E+	D	D+	C	C+	B	B+	A	A+	NR	Total
Male	n	0	0	0	0	0	0	1	4	9	19	3	0	36
	%	0.0	0.0	0.0	0.0	0.0	0.0	2.8	11.1	25.0	52.8	8.3	0.0	100.0
Female	n	0	0	0	0	0	0	4	12	20	36	31	0	103
	%	0.0	0.0	0.0	0.0	0.0	0.0	3.9	11.7	19.4	35.0	30.1	0.0	100.0
Gender X	n	0	0	0	0	0	0	0	0	0	0	0	0	0
	%	0.0	0.0	0.0	0.0	0.0	0.0	0.0	0.0	0.0	0.0	0.0	0.0	0.0
Total	n	0	0	0	0	0	0	5	16	29	55	34	0	139
	%	0.0	0.0	0.0	0.0	0.0	0.0	3.6	11.5	20.9	39.6	24.5	0.0	100.0
Score Ranges		0-2	3-4	5-9	10-14	15-19	20-24	25-30	31-34	35-39	40-45	46-50	N/A	Max 50

For privacy reasons, a gender with less than 5 students assessed has been assigned to the category of NR (Not Reported).

Summary Statistics:	
Mean	41.2
Std Dev	5.8
Median	A

Not Assessed:	
Male	0
Female	0
Gender X	0
Total	0

Total Enrolments incl. Not Assessed:	
Male	36
Female	103
Gender X	0
Total	139



Gender X data are not shown in the graph due to either (i) numbers are too low for a graph to be meaningful or (ii) there are no data.

LOTE Vietnamese Second Language

Graded Assessment 2 COURSEWORK UNIT 4 2023

Table of Grade Distribution by Gender

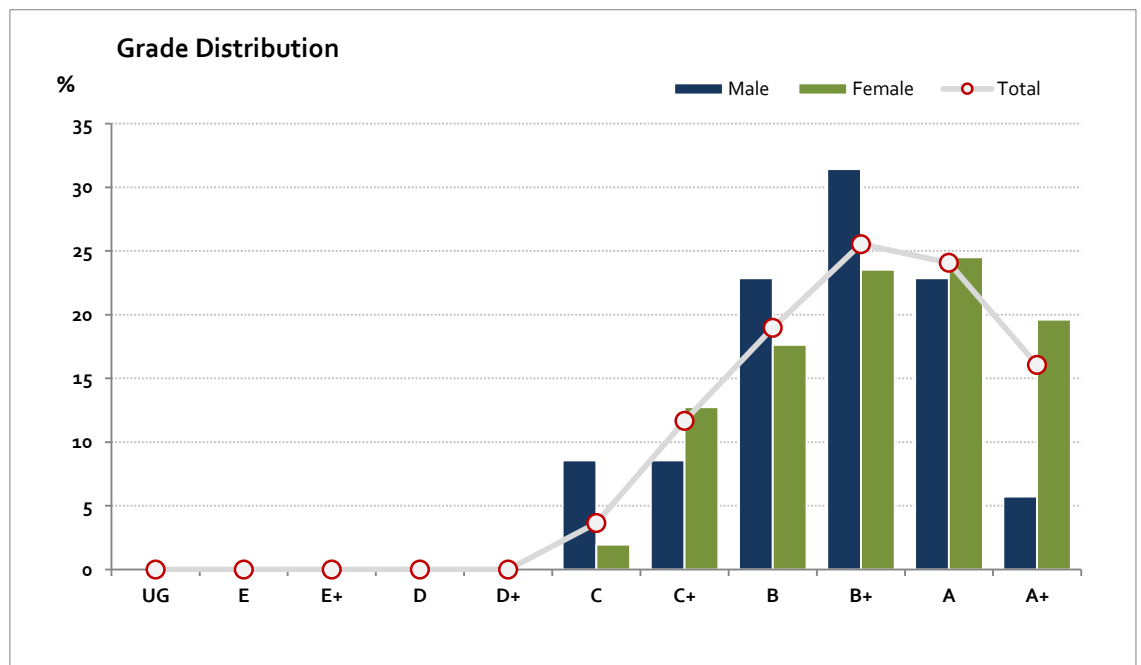
Grade		UG	E	E+	D	D+	C	C+	B	B+	A	A+	NR	Total
Male	n	0	0	0	0	0	3	3	8	11	8	2	0	35
	%	0.0	0.0	0.0	0.0	0.0	8.6	8.6	22.9	31.4	22.9	5.7	0.0	100.0
Female	n	0	0	0	0	0	2	13	18	24	25	20	0	102
	%	0.0	0.0	0.0	0.0	0.0	2.0	12.7	17.6	23.5	24.5	19.6	0.0	100.0
Gender X	n	0	0	0	0	0	0	0	0	0	0	0	0	0
	%	0.0	0.0	0.0	0.0	0.0	0.0	0.0	0.0	0.0	0.0	0.0	0.0	0.0
Total	n	0	0	0	0	0	5	16	26	35	33	22	0	137
	%	0.0	0.0	0.0	0.0	0.0	3.6	11.7	19.0	25.5	24.1	16.1	0.0	100.0
Score Ranges		0-4	5-9	10-14	15-19	20-24	25-29	30-34	35-38	39-43	44-47	48-50	N/A	Max 50

For privacy reasons, a gender with less than 5 students assessed has been assigned to the category of NR (Not Reported).

Summary Statistics:	
Mean	41.2
Std Dev	5.9
Median	B+

Not Assessed:	
Male	1
Female	1
Gender X	0
Total	2

Total Enrolments incl. Not Assessed:	
Male	36
Female	103
Gender X	0
Total	139



Gender X data are not shown in the graph due to either (i) numbers are too low for a graph to be meaningful or (ii) there are no data.

LOTE Vietnamese Second Language

Graded Assessment 3 ORAL AND WRITTEN EXAMINATION 2023

Table of Grade Distribution by Gender

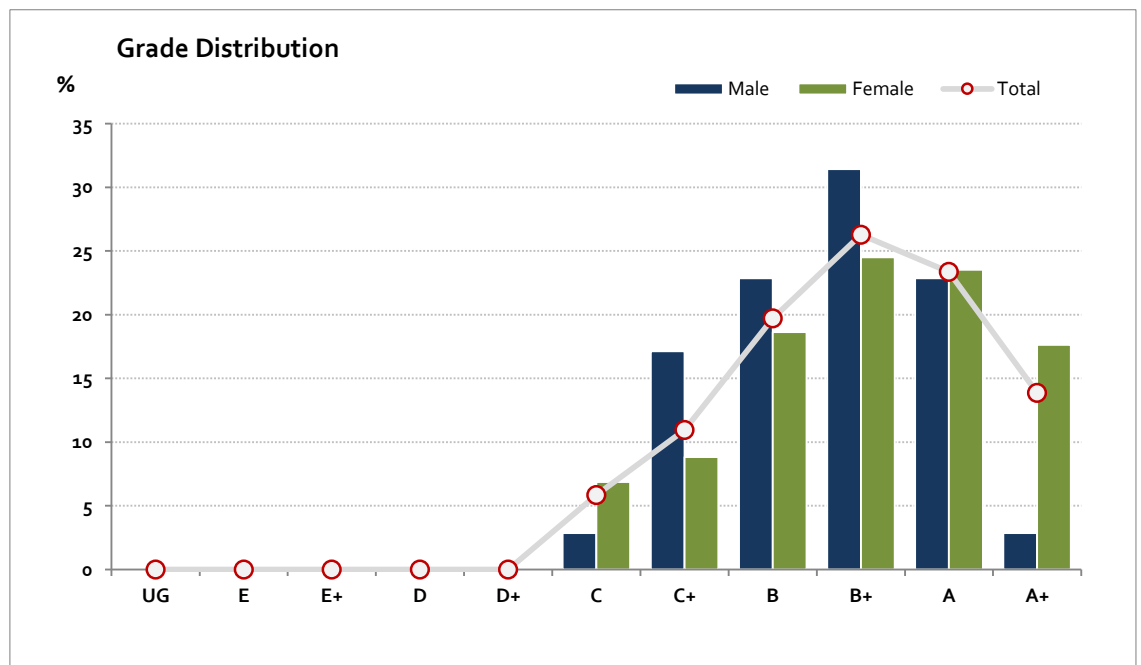
Grade		UG	E	E+	D	D+	C	C+	B	B+	A	A+	NR	Total
Male	n	0	0	0	0	0	1	6	8	11	8	1	0	35
	%	0.0	0.0	0.0	0.0	0.0	2.9	17.1	22.9	31.4	22.9	2.9	0.0	100.0
Female	n	0	0	0	0	0	7	9	19	25	24	18	0	102
	%	0.0	0.0	0.0	0.0	0.0	6.9	8.8	18.6	24.5	23.5	17.6	0.0	100.0
Gender X	n	0	0	0	0	0	0	0	0	0	0	0	0	0
	%	0.0	0.0	0.0	0.0	0.0	0.0	0.0	0.0	0.0	0.0	0.0	0.0	0.0
Total	n	0	0	0	0	0	8	15	27	36	32	19	0	137
	%	0.0	0.0	0.0	0.0	0.0	5.8	10.9	19.7	26.3	23.4	13.9	0.0	100.0
Score Ranges		0-19	20-39	40-59	60-79	80-99	100-176	177-195	196-242	243-278	279-323	324-400	N/A	Max 400

For privacy reasons, a gender with less than 5 students assessed has been assigned to the category of NR (Not Reported).

Summary Statistics:	
Mean	256.7
Std Dev	57.5
Median	B+

Not Assessed:	
Male	1
Female	1
Gender X	0
Total	2

Total Enrolments incl. Not Assessed:	
Male	36
Female	103
Gender X	0
Total	139



Gender X data are not shown in the graph due to either (i) numbers are too low for a graph to be meaningful or (ii) there are no data.