

Music Contemporary Performance

Graded Assessment 1 COURSEWORK UNIT 3/4 2023

Table of Grade Distribution by Gender

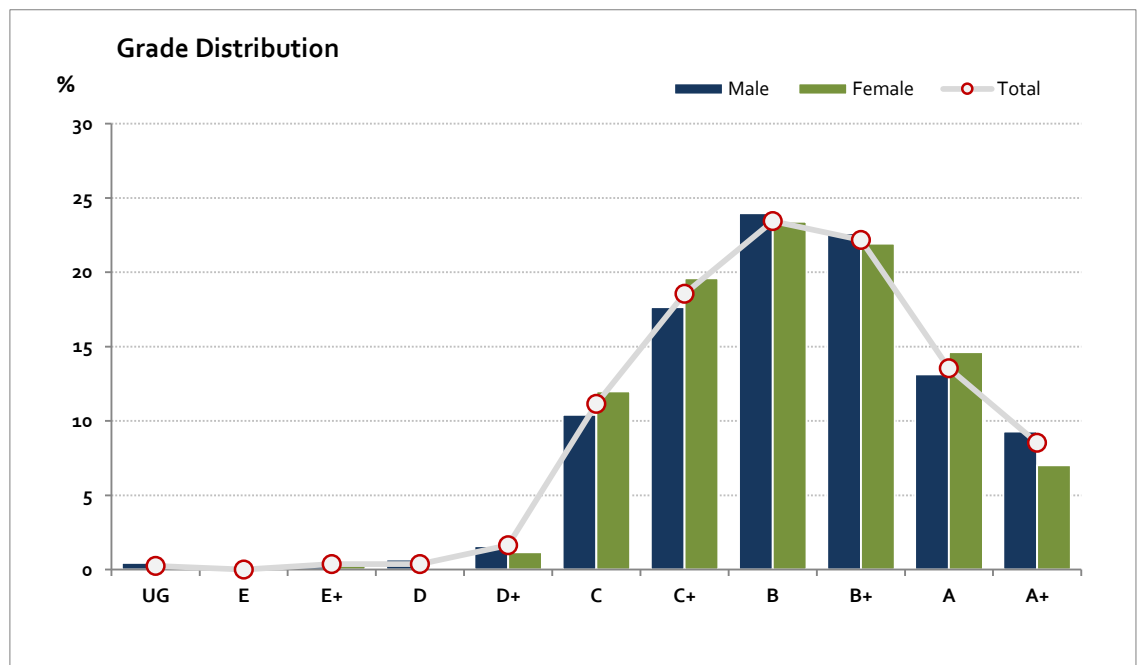
Grade		UG	E	E+	D	D+	C	C+	B	B+	A	A+	NR	Total
Male	n	2	0	1	3	7	46	78	106	100	58	41	0	442
	%	0.5	0.0	0.2	0.7	1.6	10.4	17.6	24.0	22.6	13.1	9.3	0.0	100.0
Female	n	0	0	1	0	4	41	67	80	75	50	24	0	342
	%	0.0	0.0	0.3	0.0	1.2	12.0	19.6	23.4	21.9	14.6	7.0	0.0	100.0
Gender X	n	0	0	1	0	2	2	3	1	2	0	3	0	14
	%	0.0	0.0	7.1	0.0	14.3	14.3	21.4	7.1	14.3	0.0	21.4	0.0	100.0
Total	n	2	0	3	3	13	89	148	187	177	108	68	0	798
	%	0.3	0.0	0.4	0.4	1.6	11.2	18.5	23.4	22.2	13.5	8.5	0.0	100.0
Score Ranges		0-4	5-9	10-19	20-29	30-39	40-56	57-65	66-74	75-84	85-92	93-100	N/A	Max 100

For privacy reasons, a gender with less than 5 students assessed has been assigned to the category of NR (Not Reported).

Summary Statistics:	
Mean	72
Std Dev	15.4
Median	B

Not Assessed:	
Male	67
Female	53
Gender X	6
Total	126

Total Enrolments incl. Not Assessed:	
Male	509
Female	395
Gender X	20
Total	924



Gender X data are not shown in the graph due to either (i) numbers are too low for a graph to be meaningful or (ii) there are no data.

Music Contemporary Performance

Graded Assessment 2 PERFORMANCE EXAMINATION 2023

Table of Grade Distribution by Gender

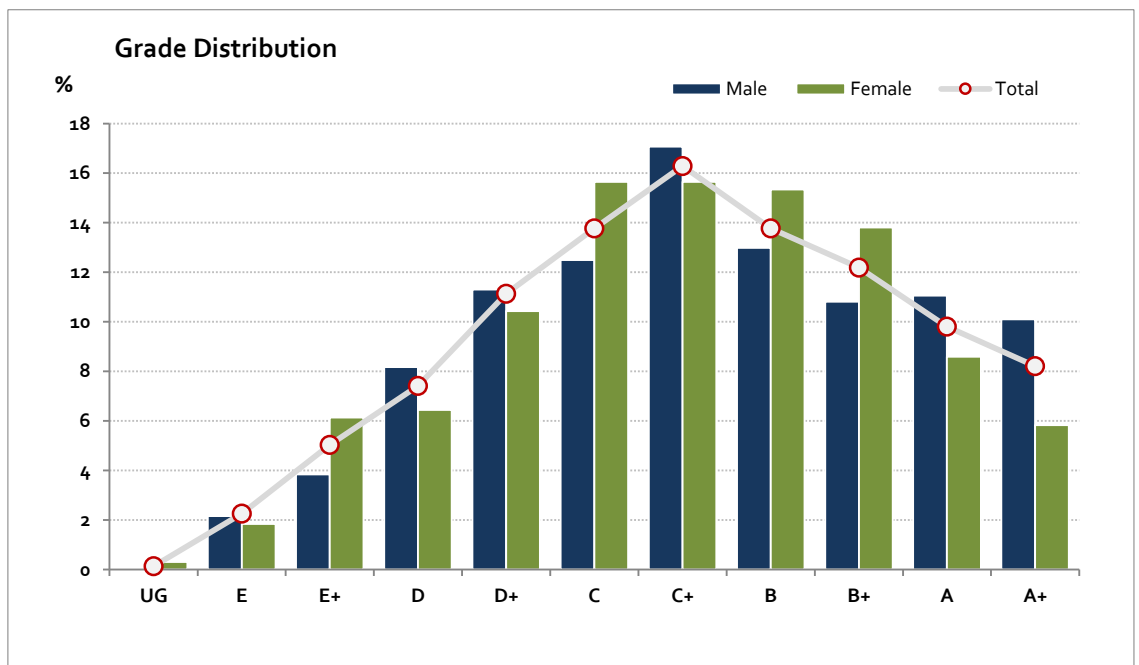
Grade		UG	E	E+	D	D+	C	C+	B	B+	A	A+	NR	Total
Male	n	0	9	16	34	47	52	71	54	45	46	42	0	416
	%	0.0	2.2	3.8	8.2	11.3	12.5	17.1	13.0	10.8	11.1	10.1	0.0	100.0
Female	n	1	6	20	21	34	51	51	50	45	28	19	0	326
	%	0.3	1.8	6.1	6.4	10.4	15.6	15.6	15.3	13.8	8.6	5.8	0.0	100.0
Gender X	n	0	2	2	1	3	1	1	0	2	0	1	0	13
	%	0.0	15.4	15.4	7.7	23.1	7.7	7.7	0.0	15.4	0.0	7.7	0.0	100.0
Total	n	1	17	38	56	84	104	123	104	92	74	62	0	755
	%	0.1	2.3	5.0	7.4	11.1	13.8	16.3	13.8	12.2	9.8	8.2	0.0	100.0
Score Ranges		0-34	35-69	70-84	85-95	96-105	106-115	116-127	128-139	140-150	151-159	160-160	N/A	Max 160

For privacy reasons, a gender with less than 5 students assessed has been assigned to the category of NR (Not Reported).

Summary Statistics:	
Mean	122.3
Std Dev	25.8
Median	C+

Not Assessed:	
Male	93
Female	69
Gender X	7
Total	169

Total Enrolments incl. Not Assessed:	
Male	509
Female	395
Gender X	20
Total	924



Gender X data are not shown in the graph due to either (i) numbers are too low for a graph to be meaningful or (ii) there are no data.

Music Contemporary Performance

Graded Assessment 3 AURAL AND WRITTEN EXAMINATION 2023

Table of Grade Distribution by Gender

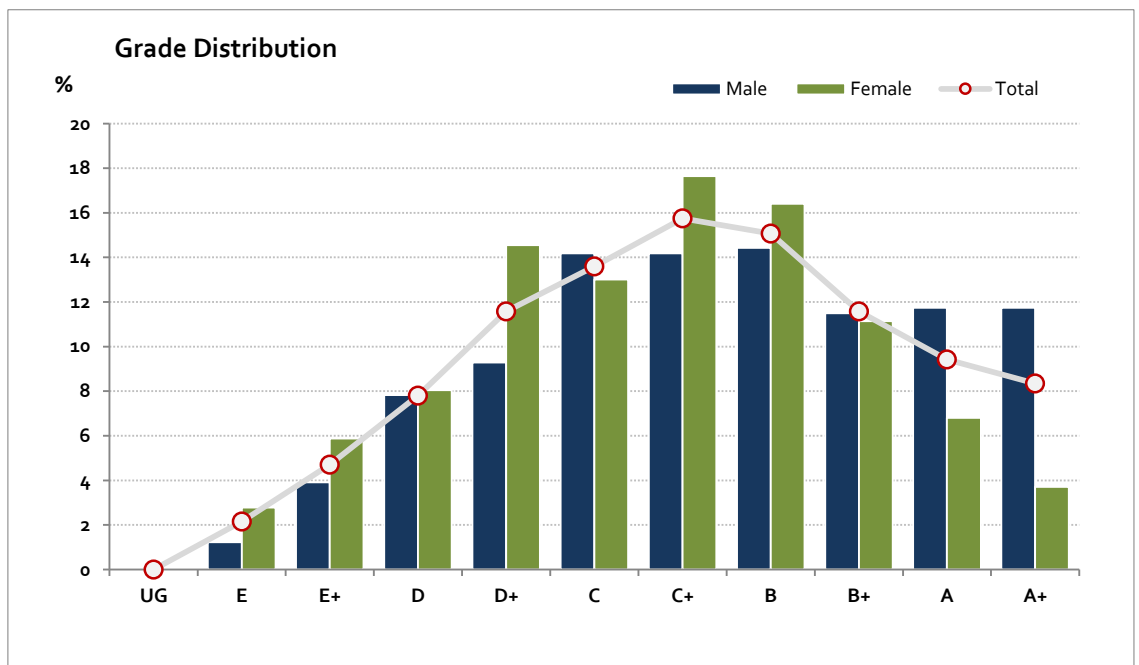
Grade		UG	E	E+	D	D+	C	C+	B	B+	A	A+	NR	Total
Male	n	0	5	16	32	38	58	58	59	47	48	48	0	409
	%	0.0	1.2	3.9	7.8	9.3	14.2	14.2	14.4	11.5	11.7	11.7	0.0	100.0
Female	n	0	9	19	26	47	42	57	53	36	22	12	0	323
	%	0.0	2.8	5.9	8.0	14.6	13.0	17.6	16.4	11.1	6.8	3.7	0.0	100.0
Gender X	n	0	2	0	0	1	1	2	0	3	0	2	0	11
	%	0.0	18.2	0.0	0.0	9.1	9.1	18.2	0.0	27.3	0.0	18.2	0.0	100.0
Total	n	0	16	35	58	86	101	117	112	86	70	62	0	743
	%	0.0	2.2	4.7	7.8	11.6	13.6	15.7	15.1	11.6	9.4	8.3	0.0	100.0
Score Ranges		0-19	20-30	31-37	38-43	44-50	51-56	57-64	65-73	74-81	82-94	95-120	N/A	Max 120

For privacy reasons, a gender with less than 5 students assessed has been assigned to the category of NR (Not Reported).

Summary Statistics:	
Mean	63.8
Std Dev	19.3
Median	C+

Not Assessed:	
Male	100
Female	72
Gender X	9
Total	181

Total Enrolments incl. Not Assessed:	
Male	509
Female	395
Gender X	20
Total	924



Gender X data are not shown in the graph due to either (i) numbers are too low for a graph to be meaningful or (ii) there are no data.