

# Instructions for Section A

[EXIT](#)

## SECTION A – Multiple-choice questions

**20 Marks**

Answer **all** questions.

Choose the response that is correct or best answers the question.

Click the button next to the correct answer. Your answer is confirmed in the box at the base of the question.

Each question is worth one mark. Marks will not be deducted for incorrect answers.

Answers will be automatically saved.

You can review and change your answers at any stage.

Times  
Materials  
Instructions  
Structure

### Section A

1 2  
3 4  
5 6  
7 8  
9 10  
11 12  
13 14  
15 16  
17 18  
19 20

### Section B

1 2  
3 4  
5 6  
7 8  
9 10  
11 12  
13 14

### Section C

Intro Guides

1 2  
3 4

[BACK](#)[NEXT](#)

## Section A, Question 1

EXIT

Times  
Materials  
Instructions  
Structure

## Section A

1 2  
3 4  
5 6  
7 8  
9 10  
11 12  
13 14  
15 16  
17 18  
19 20

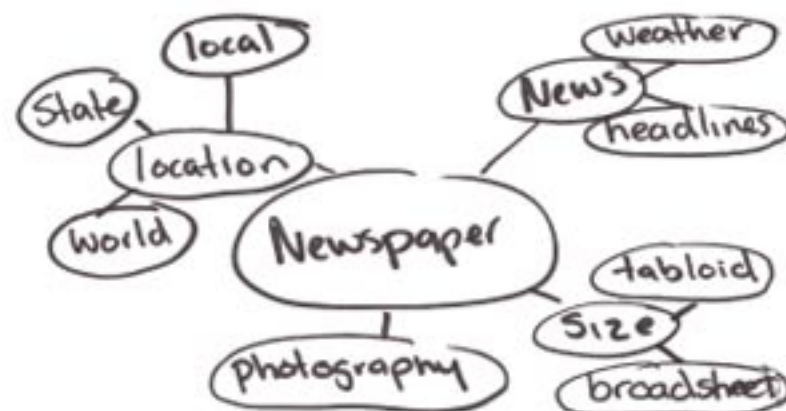
## Section B

1 2  
3 4  
5 6  
7 8  
9 10  
11 12  
13 14

## Section C

Intro Guides  
1 2  
3 4

The diagram on the right is an example of a



- A** site map.
- B** mind map.
- C** storyboard.
- D** design rough.

*Click on an answer button (A,B,C or D) or use the keyboard to select your answer.*

Selected response:

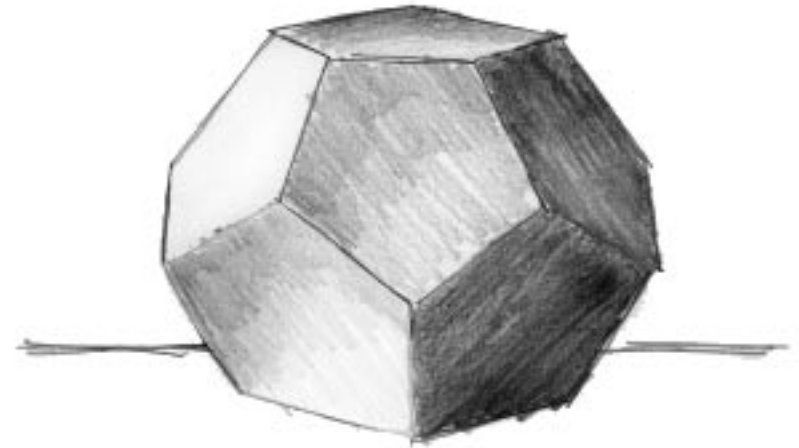
BACK

NEXT

## Section A, Question 2

EXIT

Which three design elements have been used to create a three-dimensional illusion in the image on the right?



- A** line, form and tone
- B** shape, balance and unity
- C** line, proportion and tone
- D** shape, form and proportion

Selected response: 

BACK

NEXT

Times  
Materials  
Instructions  
Structure

## Section A

1 2  
3 4  
5 6  
7 8  
9 10  
11 12  
13 14  
15 16  
17 18  
19 20

## Section B

1 2  
3 4  
5 6  
7 8  
9 10  
11 12  
13 14

## Section C

Intro Guides  
1 2  
3 4

## Section A, Question 3

EXIT

You have been asked to save all your original work files on the company server.

The best format for saving bitmap files for future use is

**A** eps

**B** jpg

**C** gif

**D** psd

Selected response:

BACK

NEXT

Times

Materials

Instructions

Structure

Section A

1 2

3 4

5 6

7 8

9 10

11 12

13 14

15 16

17 18

19 20

Section B

1 2

3 4

5 6

7 8

9 10

11 12

13 14

Section C

Intro Guides

1 2

3 4

## Section A, Question 4

EXIT

You have been asked to illustrate a car for a website. The brief asks for a black-line drawing consisting of three flat colours.

The best format for creating the master artwork is

- A** vector based, which can be saved as an 8 bit image.
- B** bitmap based, which can be saved as an 8 bit image.
- C** vector based, which can be saved as a 24 bit image.
- D** bitmap based, which can be saved as a 24 bit image.

Selected response:

BACK

NEXT

Times  
Materials  
Instructions  
Structure

## Section A

1 2  
3 4  
5 6  
7 8  
9 10  
11 12  
13 14  
15 16  
17 18  
19 20

## Section B

1 2  
3 4  
5 6  
7 8  
9 10  
11 12  
13 14

## Section C

Intro Guides

1 2  
3 4

## Section A, Question 5

EXIT

You are working as a web developer in a design company. You need to consult the relevant personnel about the design components of the website you are going to develop.

Who would you talk to?

- A editor
- B art director
- C copy writer
- D programmer

Selected response:

BACK

NEXT

Times  
Materials  
Instructions  
Structure

## Section A

1 2  
3 4  
5 6  
7 8  
9 10  
11 12  
13 14  
15 16  
17 18  
19 20

## Section B

1 2  
3 4  
5 6  
7 8  
9 10  
11 12  
13 14

## Section C

Intro Guides

1 2  
3 4

## Section A, Question 6

EXIT

Times  
Materials  
Instructions  
Structure

## Section A

1 2  
3 4  
5 6  
7 8  
9 10  
11 12  
13 14  
15 16  
17 18  
19 20

## Section B

1 2  
3 4  
5 6  
7 8  
9 10  
11 12  
13 14

## Section C

Intro Guides  
1 2  
3 4

The text on the right is

- A** centred, serif, bold.
- B** centred, serif, italic.
- C** justified, sans-serif, bold.
- D** justified, sans-serif, italic.

**One of the most common and one of the most important uses of technical writing is instructions—those step-by-step explanations of how to do things: assemble something, operate something, repair something, or do routine maintenance on something.**

Selected response:

BACK

NEXT

## Section A, Question 7

EXIT

You have designed a logo for your website 'Janespeak'.

Which statement is true?

- A** Both 'Janespeak' **and** your logo are protected by copyright.
- B** Neither 'Janespeak' **nor** your logo are protected by copyright.
- C** 'Janespeak' **is not** protected by copyright but your logo **is**.
- D** 'Janespeak' **is** protected by copyright but your logo **is not**.

Selected response:

BACK

NEXT

Times  
Materials  
Instructions  
Structure

## Section A

1 2  
3 4  
5 6  
7 8  
9 10  
11 12  
13 14  
15 16  
17 18  
19 20

## Section B

1 2  
3 4  
5 6  
7 8  
9 10  
11 12  
13 14

## Section C

Intro Guides

1 2  
3 4



## Section A, Question 8

EXIT

The writing technique that presents an overview of the entire text in the first paragraph is called

- A** headliner.
- B** logical order.
- C** visual writing.
- D** inverted pyramid.

Selected response:

BACK

NEXT

Times  
Materials  
Instructions  
Structure

## Section A

1 2  
3 4  
5 6  
7 8  
9 10  
11 12  
13 14  
15 16  
17 18  
19 20

## Section B

1 2  
3 4  
5 6  
7 8  
9 10  
11 12  
13 14

## Section C

Intro Guides  
1 2  
3 4

## Section A, Question 9

EXIT

Which sentence is an example of writing in the second person?

- A** I do not take responsibility for my own rubbish.
- B** We should all take responsibility for the rubbish.
- C** You should take responsibility for your own rubbish.
- D** Students should take responsibility for their own rubbish.

Selected response:

BACK

NEXT

Times  
Materials  
Instructions  
Structure

## Section A

1 2  
3 4  
5 6  
7 8  
9 10  
11 12  
13 14  
15 16  
17 18  
19 20

## Section B

1 2  
3 4  
5 6  
7 8  
9 10  
11 12  
13 14

## Section C

Intro Guides

1 2  
3 4

## Section A, Question 10

EXIT

It is stated by engineers that the structure of the West Gate Bridge is checked regularly.

The sentence above is an example of text written in

- A** active voice.
- B** passive voice.
- C** inactive voice.
- D** impassive voice.

Selected response:

BACK

NEXT

Times  
Materials  
Instructions  
Structure

## Section A

1 2  
3 4  
5 6  
7 8  
9 10  
11 12  
13 14  
15 16  
17 18  
19 20

## Section B

1 2  
3 4  
5 6  
7 8  
9 10  
11 12  
13 14

## Section C

Intro Guides

1 2  
3 4

## Section A, Question 11

EXIT

Times  
Materials  
Instructions  
Structure

## Section A

1 2  
3 4  
5 6  
7 8  
9 10  
**11** 12  
13 14  
15 16  
17 18  
19 20

## Section B

1 2  
3 4  
5 6  
7 8  
9 10  
11 12  
13 14

## Section C

Intro Guides  
1 2  
3 4

Which of the following is true of a bitmap image?

- A It cannot be edited.
- B It is mathematically defined.
- C It is made up of pixels on a grid.
- D Scaling does not reduce the quality.

Selected response:

BACK

NEXT

## Section A, Question 12

EXIT

Changing a bitmap image's bit depth involves altering its

- A** dpi.
- B** number of pixels.
- C** pixel dimensions.
- D** number of colours.

Selected response:

BACK

NEXT

Times  
Materials  
Instructions  
Structure

## Section A

1 2  
3 4  
5 6  
7 8  
9 10  
11 12  
13 14  
15 16  
17 18  
19 20

## Section B

1 2  
3 4  
5 6  
7 8  
9 10  
11 12  
13 14

## Section C

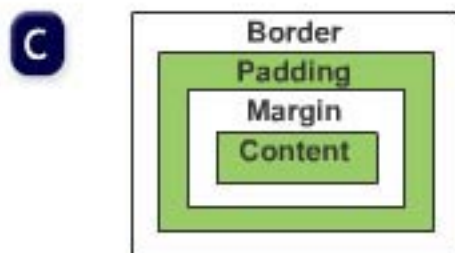
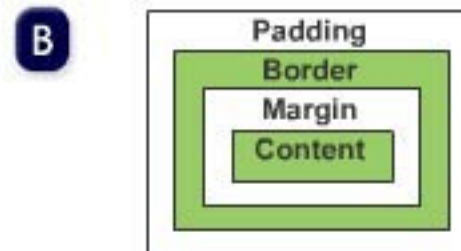
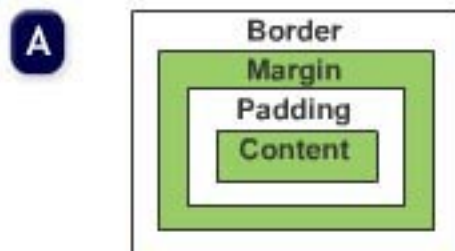
Intro Guides

1 2  
3 4

## Section A, Question 13

EXIT

Which image below illustrates the CSS box model?



Selected response:

BACK

NEXT

Times  
Materials  
Instructions  
Structure

## Section A

1 2  
3 4  
5 6  
7 8  
9 10  
11 12  
**13** 14  
15 16  
17 18  
19 20

## Section B

1 2  
3 4  
5 6  
7 8  
9 10  
11 12  
13 14

## Section C

Intro Guides  
1 2  
3 4

## Section A, Question 14

EXIT

The process of playing audio and video in real time over the Internet is called

- A streaming.
- B file sharing.
- C transferring.
- D downloading.

Selected response:

BACK

NEXT

Times  
Materials  
Instructions  
Structure

## Section A

1 2  
3 4  
5 6  
7 8  
9 10  
11 12  
13 14  
15 16  
17 18  
19 20

## Section B

1 2  
3 4  
5 6  
7 8  
9 10  
11 12  
13 14

## Section C

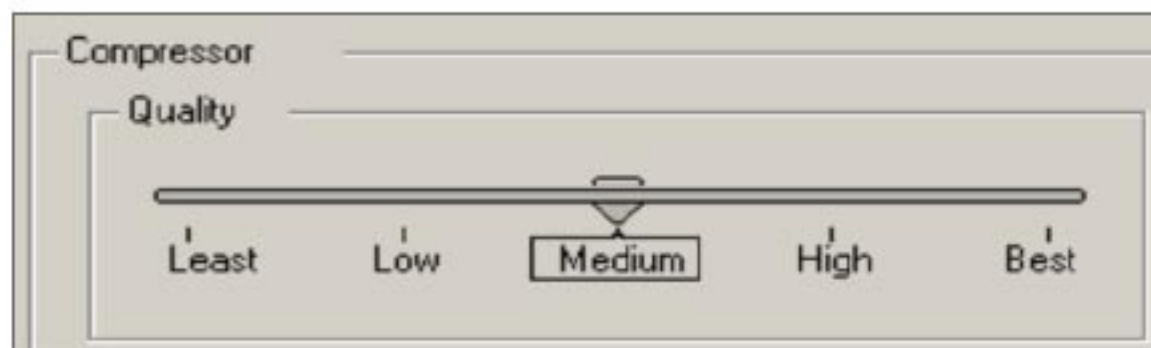
Intro Guides

1 2  
3 4

## Section A, Question 15

EXIT

The screenshot on the right indicates that the type of compression being used is



- A lossy.
- B dithered.
- C lossless.
- D interlaced.

Selected response: 

BACK

NEXT

Times  
Materials  
Instructions  
Structure

## Section A

1 2  
3 4  
5 6  
7 8  
9 10  
11 12  
13 14  
**15** 16  
17 18  
19 20

## Section B

1 2  
3 4  
5 6  
7 8  
9 10  
11 12  
13 14

## Section C

Intro Guides

1 2  
3 4



## Section A, Question 16

EXIT

A .flv formatted file is

- A** a video codec.
- B** used to display video.
- C** a compression format.
- D** an animation source file.

Selected response:

BACK

NEXT

Times  
Materials  
Instructions  
Structure

## Section A

1 2  
3 4  
5 6  
7 8  
9 10  
11 12  
13 14  
15 16  
17 18  
19 20

## Section B

1 2  
3 4  
5 6  
7 8  
9 10  
11 12  
13 14

## Section C

Intro Guides  
1 2  
3 4

# Section A, Question 17

**EXIT**

The job of compressing video for delivery online is done in

- A** compositing.
- B** pre-production.
- C** footage editing.
- D** post-production.

Selected response:

**BACK****NEXT**

Times  
Materials  
Instructions  
Structure

**Section A**

1 2  
3 4  
5 6  
7 8  
9 10  
11 12  
13 14  
15 16  
**17** 18  
19 20

**Section B**

1 2  
3 4  
5 6  
7 8  
9 10  
11 12  
13 14

**Section C**

Intro Guides

1 2  
3 4

## Section A, Question 18

EXIT

The looping animation on the right contains 48 frames and has a duration of 2 seconds.

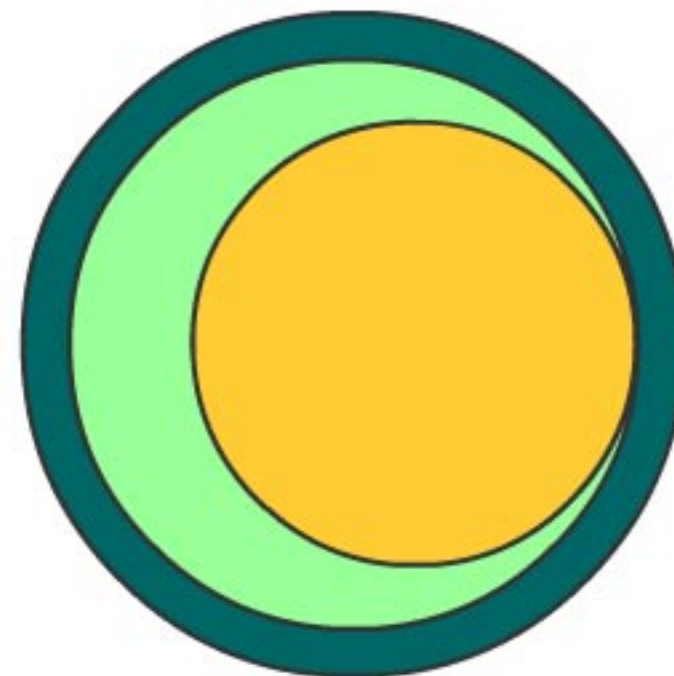
The frame rate of the animation is

**A** 12 fps

**B** 24 fps

**C** 48 fps

**D** 96 fps



Selected response:

BACK

NEXT

Times  
Materials  
Instructions  
Structure

## Section A

1 2  
3 4  
5 6  
7 8  
9 10  
11 12  
13 14  
15 16  
17 **18**  
19 20

## Section B

1 2  
3 4  
5 6  
7 8  
9 10  
11 12  
13 14

## Section C

Intro Guides

1 2  
3 4

## Section A, Question 19

EXIT


What is the minimum number of keyframes needed to produce the animation on the right?

A 2

B 3

C 4

D 5



Play

Press the Play button to run the animation

Selected response:

BACK

NEXT

Times  
Materials  
Instructions  
Structure

## Section A

1 2

3 4

5 6

7 8

9 10

11 12

13 14

15 16

17 18

19 20

## Section B

1 2

3 4

5 6

7 8

9 10

11 12

13 14

## Section C

Intro Guides

1 2

3 4

## Section A, Question 20

EXIT

The animated text on the right looks like it is passing under an oval window.

The simplest way to create this effect is

- A layering.
- B masking.
- C offsetting.
- D shape tweening.



Selected response:

End of Section A

BACK

NEXT

Times  
Materials  
Instructions  
Structure

## Section A

1 2  
3 4  
5 6  
7 8  
9 10  
11 12  
13 14  
15 16  
17 18  
19 20

## Section B

1 2  
3 4  
5 6  
7 8  
9 10  
11 12  
13 14

## Section C

Intro Guides  
1 2  
3 4