

Part 2: Short-answer questions — Introduction to the Internet and Multimedia Interface Design

Answer **all** questions.

Each question is answered by typing a response into the answer field provided which will automatically load on your screen.

All the text you enter will be automatically saved.

You can review and change your answer at any time.

Answers to Part 2 will be automatically saved to floppy disk A. Please ensure that floppy disk A is in the drive.

BACK**NEXT**

For each step, enter a number in the box to show the correct sequence of steps involved in the design process for a multimedia interface.

The first step should be labelled 1, and the last should be 5.

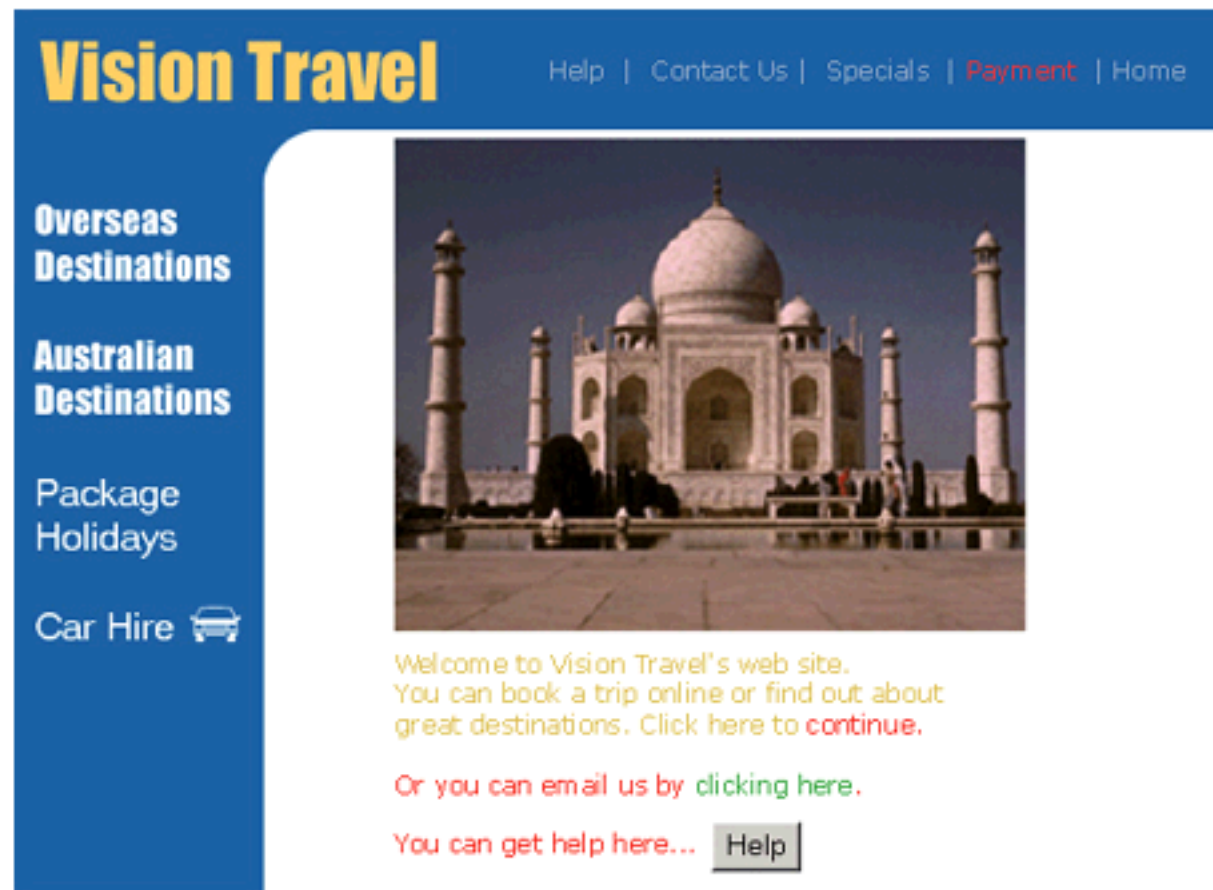
1 mark

- Design production
- Client brief
- Design feedback
- Concept design
- Brainstorming

BACK

NEXT

A sample of an interface design is provided below.



The screenshot shows a web page for 'Vision Travel'. At the top, there is a blue header with the company name 'Vision Travel' in large yellow text. To the right of the name are navigation links: 'Help', 'Contact Us', 'Specials', 'Payment', and 'Home'. On the left side, there is a vertical blue sidebar with white text listing categories: 'Overseas Destinations', 'Australian Destinations', 'Package Holidays', and 'Car Hire' with a car icon. The main content area features a large image of the Taj Mahal. Below the image, there is a welcome message: 'Welcome to Vision Travel's web site. You can book a trip online or find out about great destinations. Click here to continue.' The word 'continue' is in red. Below this, there is another line: 'Or you can email us by clicking here.' The words 'clicking here' are in green. At the bottom of the main content area, there is a red line of text: 'You can get help here...' followed by a grey button labeled 'Help'.

Identify and describe two elements of good design and two elements of poor design in the sample page at left.

8 marks


BACK

NEXT

Referring to the sample page in Question 2 above, give an example of how the following two principles of interface design (3a. and 3b.) have been applied to create a useable interface and describe how this is achieved.


a. Visual clues in design

2 marks

A large, empty rectangular text input box with a black border. On the right side, there is a vertical scrollbar with a grey track and a white slider.

b. Consistency in design

2 marks

A large, empty rectangular text input box with a black border. On the right side, there is a vertical scrollbar with a grey track and a white slider.

BACK

NEXT

Servers that are connected to the Internet have an IP address.

- a. How is a domain name different from an IP address?

1 mark

- b. Describe the use of a DNS (Domain Name Server) to find a specific machine on the Internet.

2 marks

BACK

NEXT



- a. From the image of a computer operator's work space at left, identify four problems related to the operator's occupational health and safety.

4 marks

- b. For each problem, describe an appropriate ergonomic practice or action you would suggest to the computer operator to reduce the hazards.

4 marks

BACK

NEXT

- a. Why is copyright important in the multimedia industry? Give an example to illustrate your explanation.

2 marks

- b. In the light of copyright law, describe the process you should go through before including material you found on the Internet into a new site that you are developing.

2 marks

BACK

NEXT