

LOTE Chinese Second Language Advanced

Graded Assessment 1 COURSEWORK UNIT 3

2018

Table of Grade Distribution by Gender

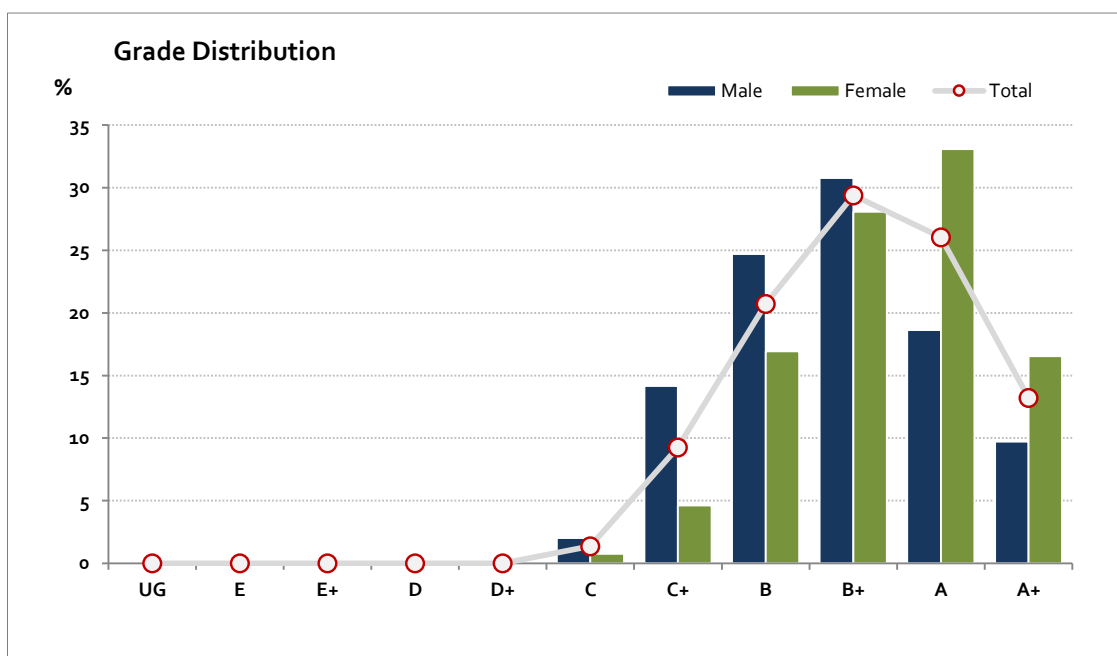
Grade		UG	E	E+	D	D+	C	C+	B	B+	A	A+	NR	Total
Male	n	0	0	0	0	0	5	35	61	76	46	24	0	247
	%	0.0	0.0	0.0	0.0	0.0	2.0	14.2	24.7	30.8	18.6	9.7	0.0	100.0
Female	n	0	0	0	0	0	2	12	44	73	86	43	0	260
	%	0.0	0.0	0.0	0.0	0.0	0.8	4.6	16.9	28.1	33.1	16.5	0.0	100.0
Gender X	n	0	0	0	0	0	0	0	0	0	0	0	0	0
	%	0.0	0.0	0.0	0.0	0.0	0.0	0.0	0.0	0.0	0.0	0.0	0.0	0.0
Total	n	0	0	0	0	0	7	47	105	149	132	67	0	507
	%	0.0	0.0	0.0	0.0	0.0	1.4	9.3	20.7	29.4	26.0	13.2	0.0	100.0
Score Ranges		0-4	5-9	10-14	15-19	20-21	22-27	28-35	36-40	41-44	45-47	48-50	N/A	Max 50

For privacy reasons, a gender with less than 5 students assessed has been assigned to the category of NR (Not Reported).

Summary Statistics:	
Mean	42.3
Std Dev	5.2
Median	B+

Not Assessed:	
Male	1
Female	1
Gender X	0
Total	2

Total Enrolments incl. Not Assessed:	
Male	248
Female	261
Gender X	0
Total	509



Gender X numbers are too low for a graph to be meaningful

LOTE Chinese Second Language Advanced

Graded Assessment 2 COURSEWORK UNIT 4

2018

Table of Grade Distribution by Gender

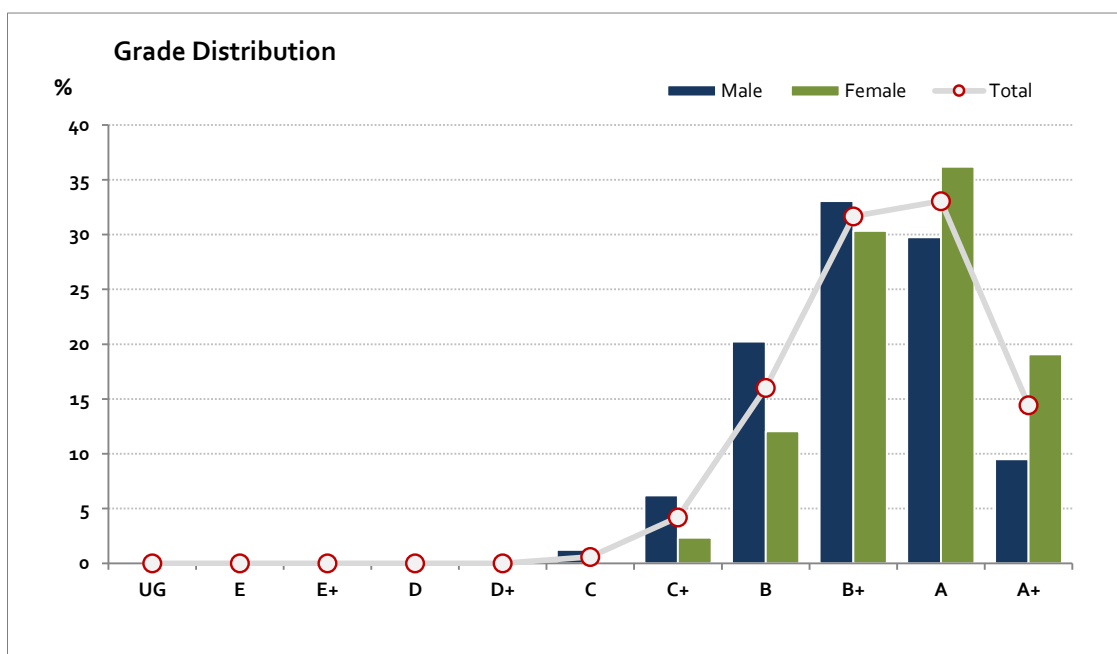
Grade		UG	E	E+	D	D+	C	C+	B	B+	A	A+	NR	Total
Male	n	0	0	0	0	0	3	15	49	80	72	23	0	242
	%	0.0	0.0	0.0	0.0	0.0	1.2	6.2	20.2	33.1	29.8	9.5	0.0	100.0
Female	n	0	0	0	0	0	0	6	31	78	93	49	0	257
	%	0.0	0.0	0.0	0.0	0.0	0.0	2.3	12.1	30.4	36.2	19.1	0.0	100.0
Gender X	n	0	0	0	0	0	0	0	0	0	0	0	0	0
	%	0.0	0.0	0.0	0.0	0.0	0.0	0.0	0.0	0.0	0.0	0.0	0.0	0.0
Total	n	0	0	0	0	0	3	21	80	158	165	72	0	499
	%	0.0	0.0	0.0	0.0	0.0	0.6	4.2	16.0	31.7	33.1	14.4	0.0	100.0
Score Ranges		0-4	5-9	10-14	15-16	17-19	20-26	27-32	33-38	39-43	44-47	48-50	N/A	Max 50

For privacy reasons, a gender with less than 5 students assessed has been assigned to the category of NR (Not Reported).

Summary Statistics:	
Mean	42.2
Std Dev	5.2
Median	B+

Not Assessed:	
Male	6
Female	4
Gender X	0
Total	10

Total Enrolments incl. Not Assessed:	
Male	248
Female	261
Gender X	0
Total	509



Gender X numbers are too low for a graph to be meaningful

LOTE Chinese Second Language Advanced

Graded Assessment 3 ORAL AND WRITTEN EXAMINATION

2018

Table of Grade Distribution by Gender

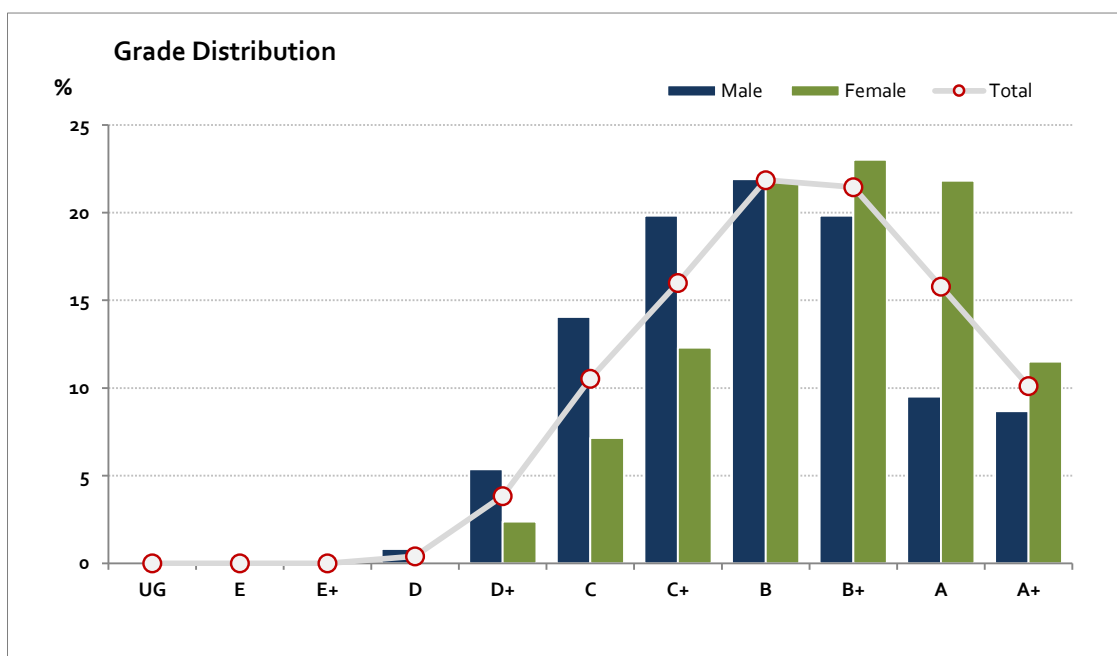
Grade		UG	E	E+	D	D+	C	C+	B	B+	A	A+	NR	Total
Male	n	0	0	0	2	13	34	48	53	48	23	21	0	242
	%	0.0	0.0	0.0	0.8	5.4	14.0	19.8	21.9	19.8	9.5	8.7	0.0	100.0
Female	n	0	0	0	0	6	18	31	55	58	55	29	0	252
	%	0.0	0.0	0.0	0.0	2.4	7.1	12.3	21.8	23.0	21.8	11.5	0.0	100.0
Gender X	n	0	0	0	0	0	0	0	0	0	0	0	0	0
	%	0.0	0.0	0.0	0.0	0.0	0.0	0.0	0.0	0.0	0.0	0.0	0.0	0.0
Total	n	0	0	0	2	19	52	79	108	106	78	50	0	494
	%	0.0	0.0	0.0	0.4	3.8	10.5	16.0	21.9	21.5	15.8	10.1	0.0	100.0
Score Ranges		0-29	30-59	60-99	100-149	150-254	255-281	282-303	304-323	324-338	339-351	352-400	N/A	Max 400

For privacy reasons, a gender with less than 5 students assessed has been assigned to the category of NR (Not Reported).

Summary Statistics:	
Mean	315
Std Dev	33.6
Median	B

Not Assessed:	
Male	6
Female	9
Gender X	0
Total	15

Total Enrolments incl. Not Assessed:	
Male	248
Female	261
Gender X	0
Total	509



Gender X numbers are too low for a graph to be meaningful