

LOTE Chinese Second Language

Graded Assessment 1 COURSEWORK UNIT 3

2018

Table of Grade Distribution by Gender

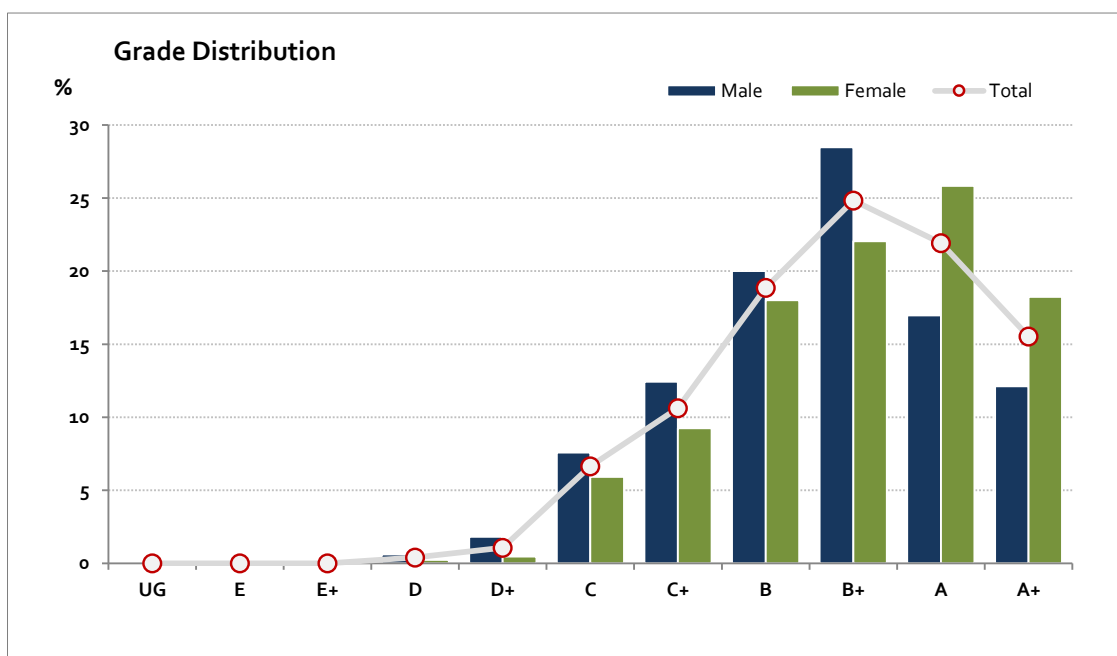
Grade		UG	E	E+	D	D+	C	C+	B	B+	A	A+	NR	Total
Male	n	0	0	0	2	6	25	41	66	94	56	40	0	330
	%	0.0	0.0	0.0	0.6	1.8	7.6	12.4	20.0	28.5	17.0	12.1	0.0	100.0
Female	n	0	0	0	1	2	25	39	76	93	109	77	0	422
	%	0.0	0.0	0.0	0.2	0.5	5.9	9.2	18.0	22.0	25.8	18.2	0.0	100.0
Gender X	n	0	0	0	0	0	0	0	0	0	0	0	1	1
	%	0.0	0.0	0.0	0.0	0.0	0.0	0.0	0.0	0.0	0.0	0.0	100.0	100.0
Total	n	0	0	0	3	8	50	80	142	187	165	117	1	753
	%	0.0	0.0	0.0	0.4	1.1	6.6	10.6	18.9	24.8	21.9	15.5	0.1	100.0
Score Ranges		0-4	5-9	10-14	15-19	20-24	25-29	30-34	35-39	40-43	44-46	47-50	N/A	Max 50

For privacy reasons, a gender with less than 5 students assessed has been assigned to the category of NR (Not Reported).

Summary Statistics:	
Mean	40.3
Std Dev	6.3
Median	B+

Not Assessed:	
Male	4
Female	1
Gender X	0
Total	5

Total Enrolments incl. Not Assessed:	
Male	334
Female	423
Gender X	1
Total	758



Gender X numbers are too low for a graph to be meaningful

LOTE Chinese Second Language

Graded Assessment 2 COURSEWORK UNIT 4

2018

Table of Grade Distribution by Gender

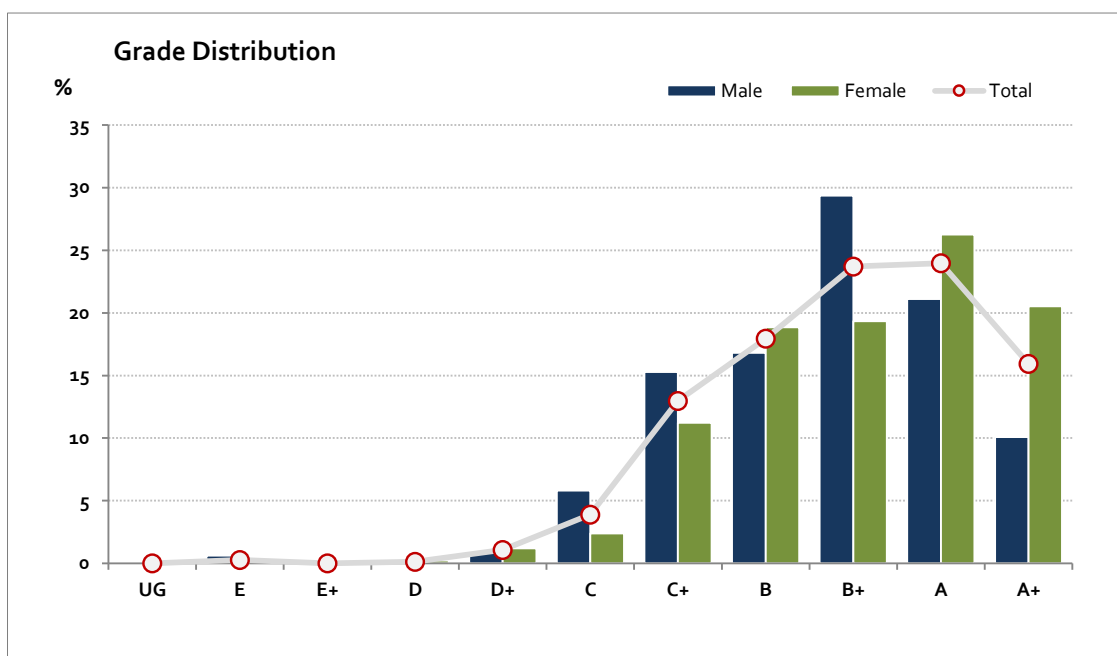
Grade		UG	E	E+	D	D+	C	C+	B	B+	A	A+	NR	Total
Male	n	0	2	0	0	3	19	50	55	96	69	33	0	327
	%	0.0	0.6	0.0	0.0	0.9	5.8	15.3	16.8	29.4	21.1	10.1	0.0	100.0
Female	n	0	0	0	1	5	10	47	79	81	110	86	0	419
	%	0.0	0.0	0.0	0.2	1.2	2.4	11.2	18.9	19.3	26.3	20.5	0.0	100.0
Gender X	n	0	0	0	0	0	0	0	0	0	0	0	1	1
	%	0.0	0.0	0.0	0.0	0.0	0.0	0.0	0.0	0.0	0.0	0.0	100.0	100.0
Total	n	0	2	0	1	8	29	97	134	177	179	119	1	747
	%	0.0	0.3	0.0	0.1	1.1	3.9	13.0	17.9	23.7	24.0	15.9	0.1	100.0
Score Ranges		0-4	5-9	10-14	15-16	17-22	23-27	28-34	35-39	40-43	44-46	47-50	N/A	Max 50

For privacy reasons, a gender with less than 5 students assessed has been assigned to the category of NR (Not Reported).

Summary Statistics:	
Mean	40.3
Std Dev	6.7
Median	B+

Not Assessed:	
Male	7
Female	4
Gender X	0
Total	11

Total Enrolments incl. Not Assessed:	
Male	334
Female	423
Gender X	1
Total	758



Gender X numbers are too low for a graph to be meaningful

LOTE Chinese Second Language

Graded Assessment 3 ORAL AND WRITTEN EXAMINATION

2018

Table of Grade Distribution by Gender

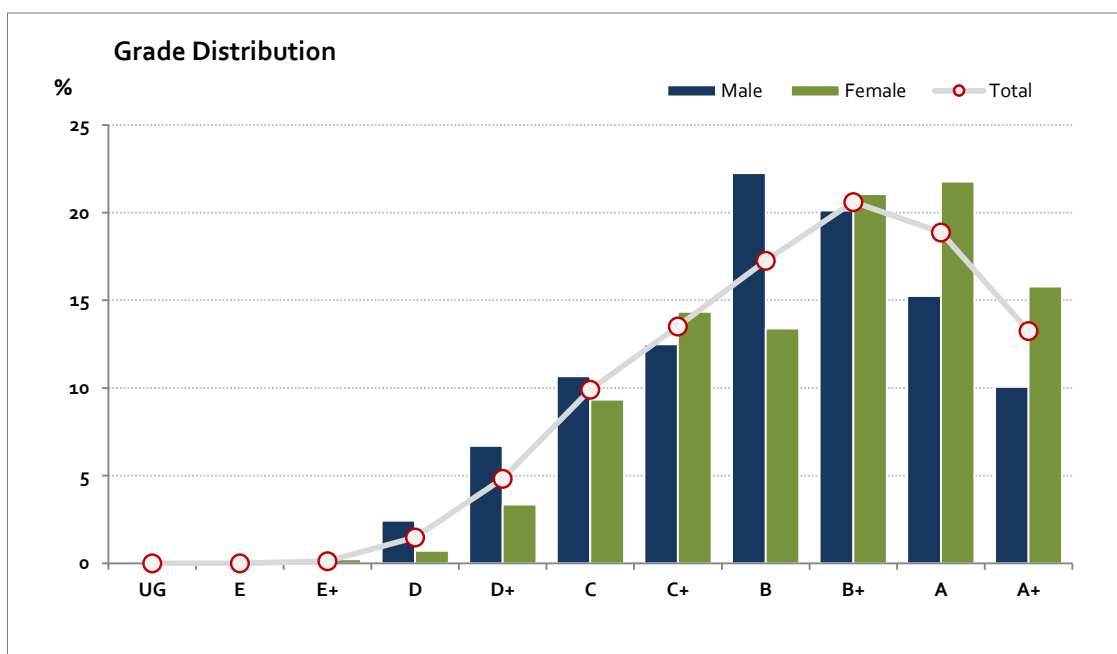
Grade		UG	E	E+	D	D+	C	C+	B	B+	A	A+	NR	Total
Male	n	0	0	0	8	22	35	41	73	66	50	33	0	328
	%	0.0	0.0	0.0	2.4	6.7	10.7	12.5	22.3	20.1	15.2	10.1	0.0	100.0
Female	n	0	0	1	3	14	39	60	56	88	91	66	0	418
	%	0.0	0.0	0.2	0.7	3.3	9.3	14.4	13.4	21.1	21.8	15.8	0.0	100.0
Gender X	n	0	0	0	0	0	0	0	0	0	0	0	1	1
	%	0.0	0.0	0.0	0.0	0.0	0.0	0.0	0.0	0.0	0.0	0.0	100.0	100.0
Total	n	0	0	1	11	36	74	101	129	154	141	99	1	747
	%	0.0	0.0	0.1	1.5	4.8	9.9	13.5	17.3	20.6	18.9	13.3	0.1	100.0
Score Ranges		0-39	40-79	80-119	120-154	155-199	200-239	240-278	279-311	312-339	340-356	357-400	N/A	Max 400

For privacy reasons, a gender with less than 5 students assessed has been assigned to the category of NR (Not Reported).

Summary Statistics:	
Mean	301.1
Std Dev	56.8
Median	B+

Not Assessed:	
Male	6
Female	5
Gender X	0
Total	11

Total Enrolments incl. Not Assessed:	
Male	334
Female	423
Gender X	1
Total	758



Gender X numbers are too low for a graph to be meaningful