

LOTE German

Graded Assessment 1 COURSEWORK UNIT 3

2018

Table of Grade Distribution by Gender

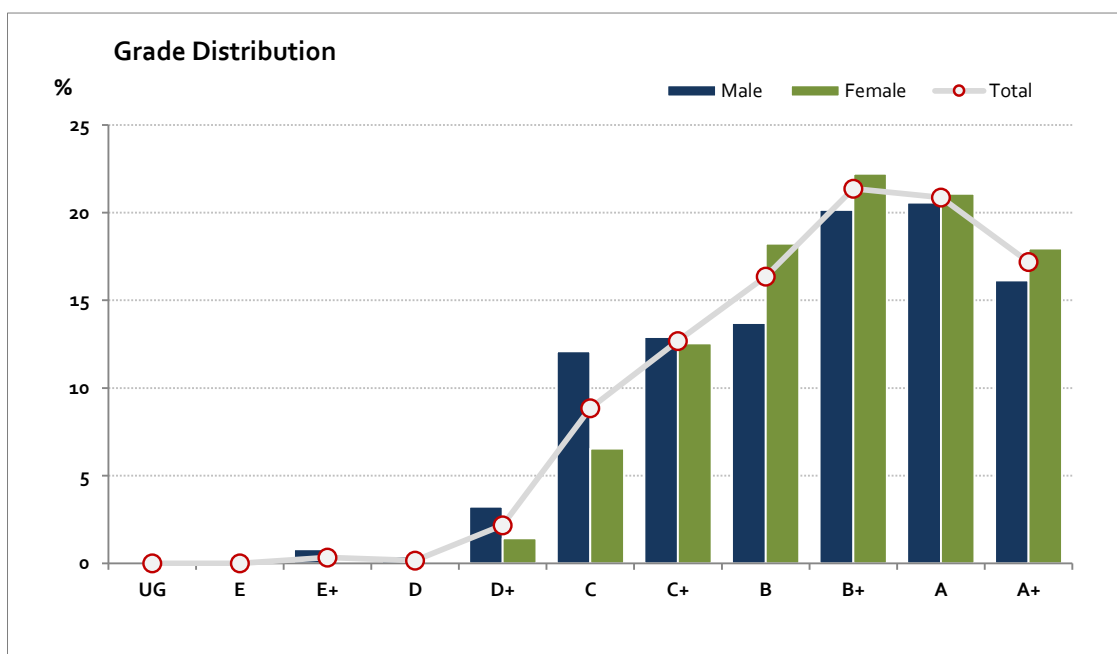
Grade		UG	E	E+	D	D+	C	C+	B	B+	A	A+	NR	Total
Male	n	0	0	2	1	8	30	32	34	50	51	40	0	248
	%	0.0	0.0	0.8	0.4	3.2	12.1	12.9	13.7	20.2	20.6	16.1	0.0	100.0
Female	n	0	0	0	0	5	23	44	64	78	74	63	0	351
	%	0.0	0.0	0.0	0.0	1.4	6.6	12.5	18.2	22.2	21.1	17.9	0.0	100.0
Gender X	n	0	0	0	0	0	0	0	0	0	0	0	0	0
	%	0.0	0.0	0.0	0.0	0.0	0.0	0.0	0.0	0.0	0.0	0.0	0.0	0.0
Total	n	0	0	2	1	13	53	76	98	128	125	103	0	599
	%	0.0	0.0	0.3	0.2	2.2	8.8	12.7	16.4	21.4	20.9	17.2	0.0	100.0
Score Ranges		0-4	5-9	10-11	12-13	14-22	23-28	29-32	33-35	36-39	40-44	45-50	N/A	Max 50

For privacy reasons, a gender with less than 5 students assessed has been assigned to the category of NR (Not Reported).

Summary Statistics:	
Mean	37.1
Std Dev	7.1
Median	B+

Not Assessed:	
Male	6
Female	1
Gender X	0
Total	7

Total Enrolments incl. Not Assessed:	
Male	254
Female	352
Gender X	0
Total	606



Gender X numbers are too low for a graph to be meaningful

LOTE German

Graded Assessment 2 COURSEWORK UNIT 4

2018

Table of Grade Distribution by Gender

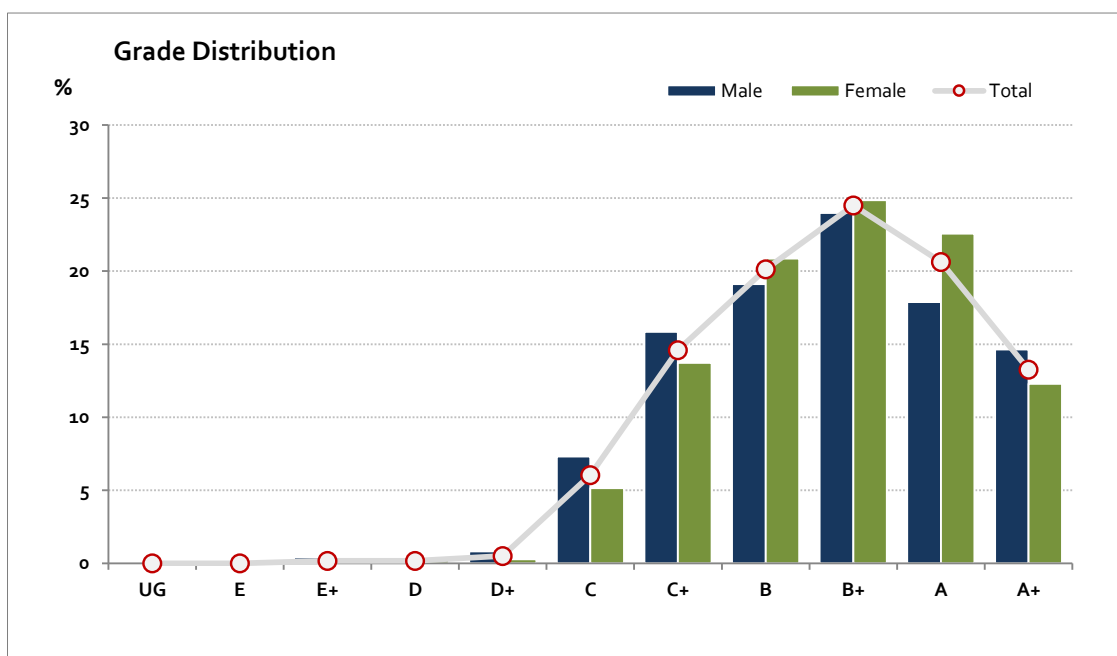
Grade		UG	E	E+	D	D+	C	C+	B	B+	A	A+	NR	Total
Male	n	0	0	1	0	2	18	39	47	59	44	36	0	246
	%	0.0	0.0	0.4	0.0	0.8	7.3	15.9	19.1	24.0	17.9	14.6	0.0	100.0
Female	n	0	0	0	1	1	18	48	73	87	79	43	0	350
	%	0.0	0.0	0.0	0.3	0.3	5.1	13.7	20.9	24.9	22.6	12.3	0.0	100.0
Gender X	n	0	0	0	0	0	0	0	0	0	0	0	0	0
	%	0.0	0.0	0.0	0.0	0.0	0.0	0.0	0.0	0.0	0.0	0.0	0.0	0.0
Total	n	0	0	1	1	3	36	87	120	146	123	79	0	596
	%	0.0	0.0	0.2	0.2	0.5	6.0	14.6	20.1	24.5	20.6	13.3	0.0	100.0
Score Ranges		0-4	5-9	10-14	15-16	17-18	19-26	27-31	32-35	36-40	41-45	46-50	N/A	Max 50

For privacy reasons, a gender with less than 5 students assessed has been assigned to the category of NR (Not Reported).

Summary Statistics:	
Mean	37.1
Std Dev	7.1
Median	B+

Not Assessed:	
Male	8
Female	2
Gender X	0
Total	10

Total Enrolments incl. Not Assessed:	
Male	254
Female	352
Gender X	0
Total	606



Gender X numbers are too low for a graph to be meaningful

LOTE German

Graded Assessment 3 ORAL AND WRITTEN EXAMINATION

2018

Table of Grade Distribution by Gender

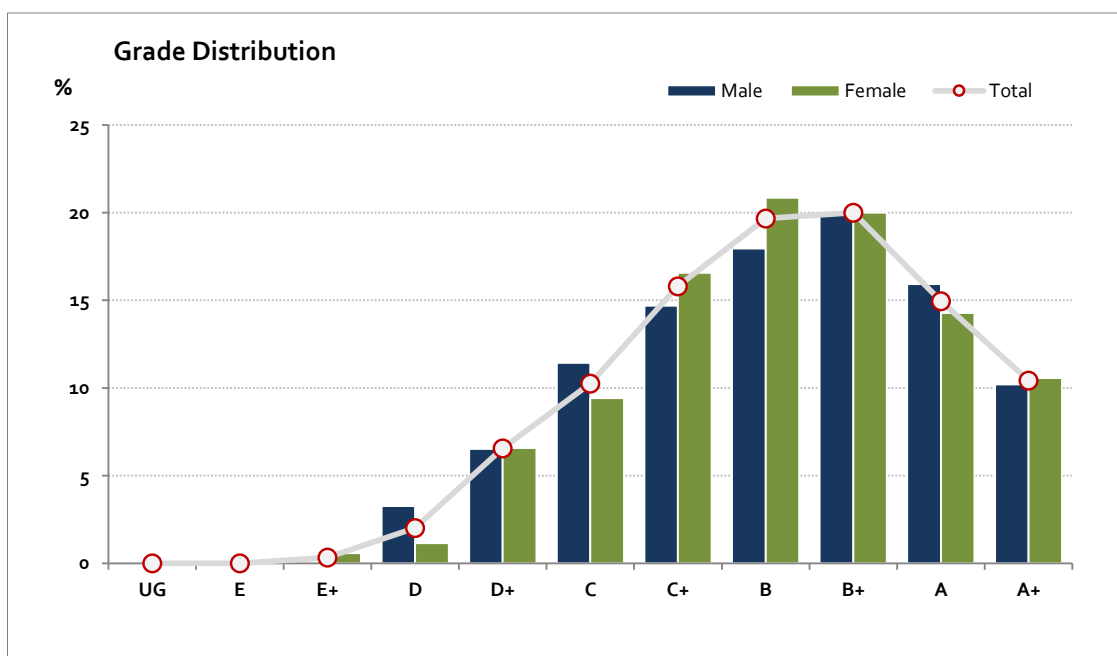
Grade		UG	E	E+	D	D+	C	C+	B	B+	A	A+	NR	Total
Male	n	0	0	0	8	16	28	36	44	49	39	25	0	245
	%	0.0	0.0	0.0	3.3	6.5	11.4	14.7	18.0	20.0	15.9	10.2	0.0	100.0
Female	n	0	0	2	4	23	33	58	73	70	50	37	0	350
	%	0.0	0.0	0.6	1.1	6.6	9.4	16.6	20.9	20.0	14.3	10.6	0.0	100.0
Gender X	n	0	0	0	0	0	0	0	0	0	0	0	0	0
	%	0.0	0.0	0.0	0.0	0.0	0.0	0.0	0.0	0.0	0.0	0.0	0.0	0.0
Total	n	0	0	2	12	39	61	94	117	119	89	62	0	595
	%	0.0	0.0	0.3	2.0	6.6	10.3	15.8	19.7	20.0	15.0	10.4	0.0	100.0
Score Ranges		0-39	40-48	49-57	58-111	112-159	160-194	195-230	231-266	267-316	317-347	348-400	N/A	Max 400

For privacy reasons, a gender with less than 5 students assessed has been assigned to the category of NR (Not Reported).

Summary Statistics:	
Mean	258.3
Std Dev	69.7
Median	B

Not Assessed:	
Male	9
Female	2
Gender X	0
Total	11

Total Enrolments incl. Not Assessed:	
Male	254
Female	352
Gender X	0
Total	606



Gender X numbers are too low for a graph to be meaningful