

LOTE Japanese Second Language

Graded Assessment 1 COURSEWORK UNIT 3

2018

Table of Grade Distribution by Gender

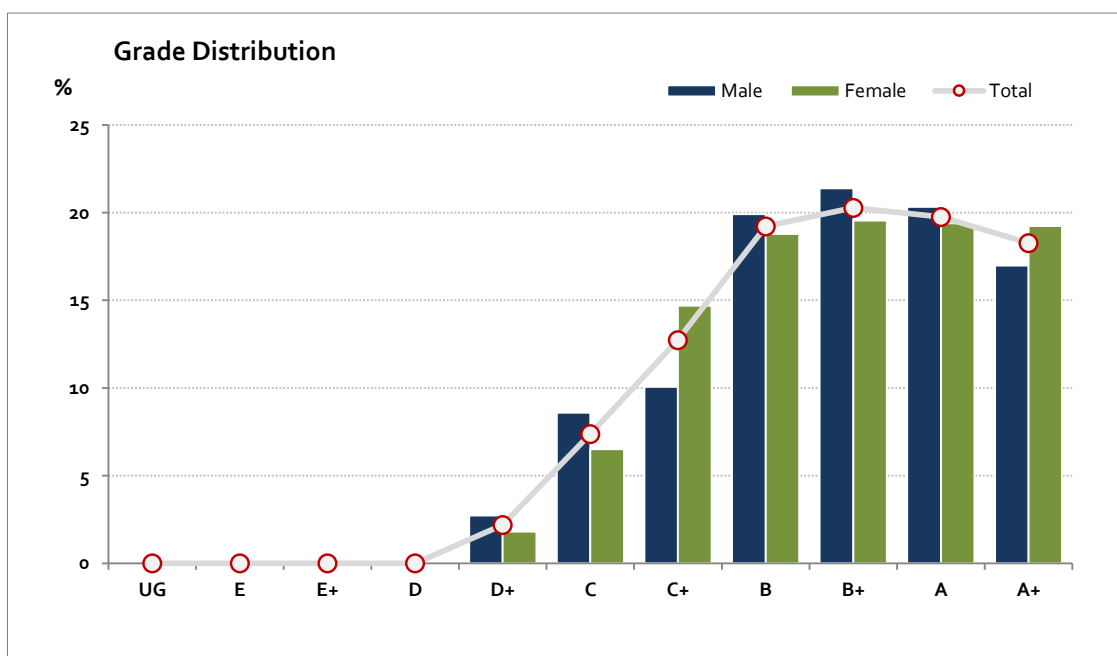
Grade		UG	E	E+	D	D+	C	C+	B	B+	A	A+	NR	Total
Male	n	0	0	0	0	13	41	48	95	102	97	81	0	477
	%	0.0	0.0	0.0	0.0	2.7	8.6	10.1	19.9	21.4	20.3	17.0	0.0	100.0
Female	n	0	0	0	0	12	43	97	124	129	128	127	0	660
	%	0.0	0.0	0.0	0.0	1.8	6.5	14.7	18.8	19.5	19.4	19.2	0.0	100.0
Gender X	n	0	0	0	0	0	0	0	0	0	0	0	2	2
	%	0.0	0.0	0.0	0.0	0.0	0.0	0.0	0.0	0.0	0.0	0.0	100.0	100.0
Total	n	0	0	0	0	25	84	145	219	231	225	208	2	1,139
	%	0.0	0.0	0.0	0.0	2.2	7.4	12.7	19.2	20.3	19.8	18.3	0.2	100.0
Score Ranges		0-4	5-9	10-14	15-19	20-24	25-29	30-32	33-36	37-40	41-45	46-50	N/A	Max 50

For privacy reasons, a gender with less than 5 students assessed has been assigned to the category of NR (Not Reported).

Summary Statistics:	
Mean	38.2
Std Dev	6.7
Median	B+

Not Assessed:	
Male	5
Female	8
Gender X	0
Total	13

Total Enrolments incl. Not Assessed:	
Male	482
Female	668
Gender X	2
Total	1,152



Gender X numbers are too low for a graph to be meaningful

LOTE Japanese Second Language

Graded Assessment 2 COURSEWORK UNIT 4

2018

Table of Grade Distribution by Gender

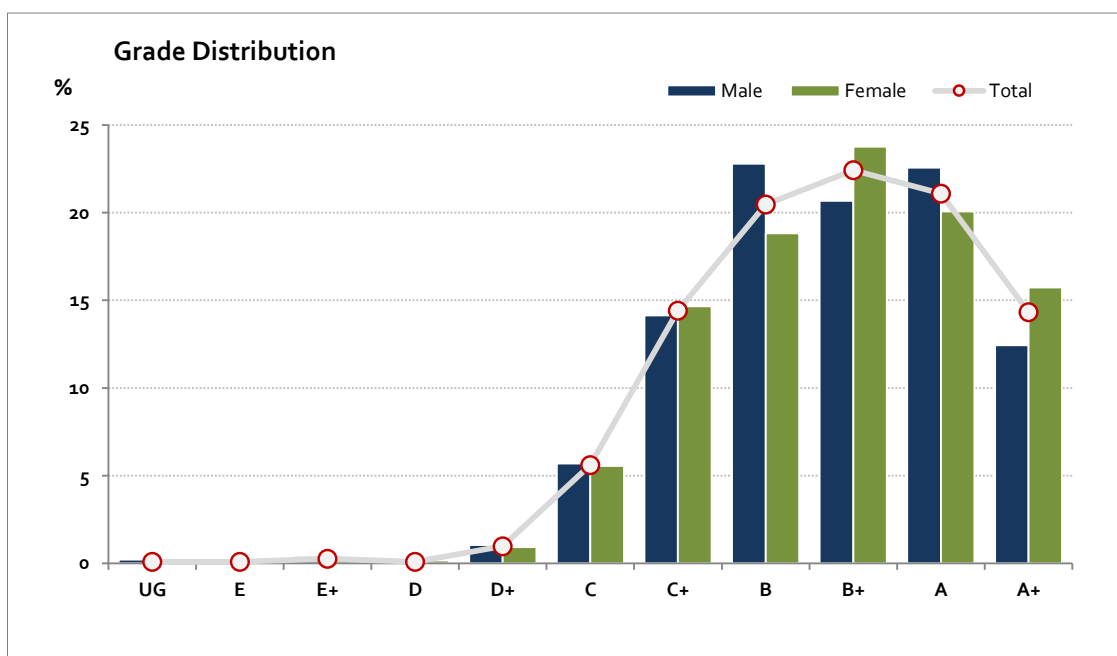
Grade		UG	E	E+	D	D+	C	C+	B	B+	A	A+	NR	Total
Male	n	1	0	2	0	5	27	67	108	98	107	59	0	474
	%	0.2	0.0	0.4	0.0	1.1	5.7	14.1	22.8	20.7	22.6	12.4	0.0	100.0
Female	n	0	1	1	1	6	36	95	122	154	130	102	0	648
	%	0.0	0.2	0.2	0.2	0.9	5.6	14.7	18.8	23.8	20.1	15.7	0.0	100.0
Gender X	n	0	0	0	0	0	0	0	0	0	0	0	2	2
	%	0.0	0.0	0.0	0.0	0.0	0.0	0.0	0.0	0.0	0.0	0.0	100.0	100.0
Total	n	1	1	3	1	11	63	162	230	252	237	161	2	1,124
	%	0.1	0.1	0.3	0.1	1.0	5.6	14.4	20.5	22.4	21.1	14.3	0.2	100.0
Score Ranges		0-4	5-6	7-8	9-12	13-22	23-27	28-31	32-36	37-41	42-47	48-50	N/A	Max 50

For privacy reasons, a gender with less than 5 students assessed has been assigned to the category of NR (Not Reported).

Summary Statistics:	
Mean	38.1
Std Dev	7.7
Median	B+

Not Assessed:	
Male	8
Female	20
Gender X	0
Total	28

Total Enrolments incl. Not Assessed:	
Male	482
Female	668
Gender X	2
Total	1,152



Gender X numbers are too low for a graph to be meaningful

LOTE Japanese Second Language

Graded Assessment 3 ORAL AND WRITTEN EXAMINATION

2018

Table of Grade Distribution by Gender

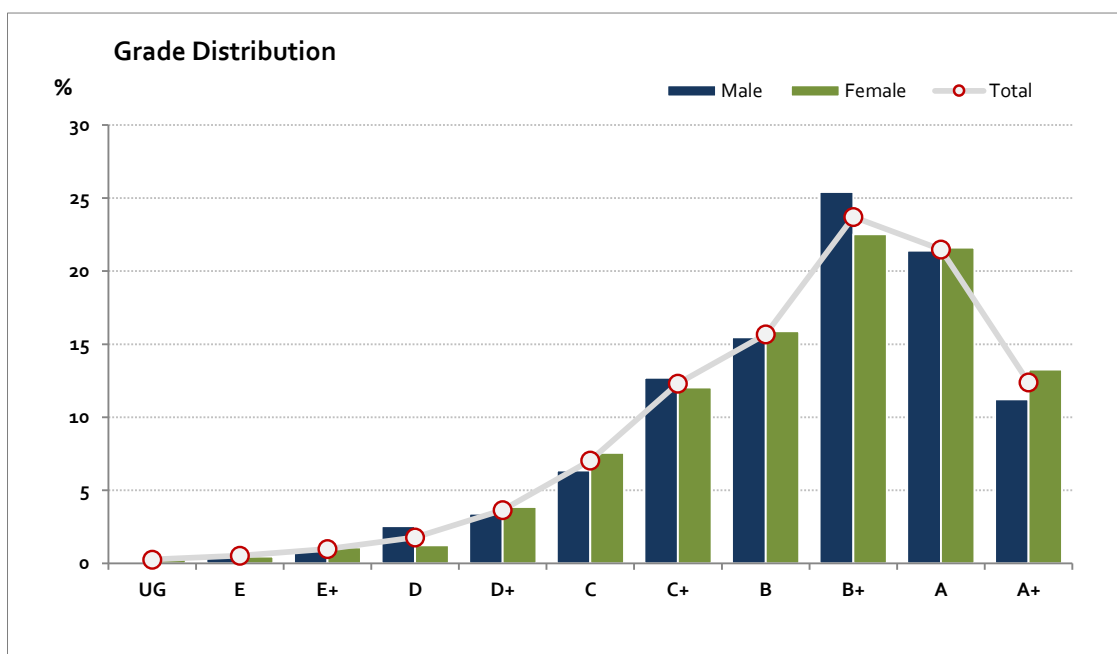
Grade		UG	E	E+	D	D+	C	C+	B	B+	A	A+	NR	Total
Male	n	0	3	4	12	16	30	60	73	120	101	53	0	472
	%	0.0	0.6	0.8	2.5	3.4	6.4	12.7	15.5	25.4	21.4	11.2	0.0	100.0
Female	n	3	3	7	8	25	49	78	103	146	140	86	0	648
	%	0.5	0.5	1.1	1.2	3.9	7.6	12.0	15.9	22.5	21.6	13.3	0.0	100.0
Gender X	n	0	0	0	0	0	0	0	0	0	0	0	2	2
	%	0.0	0.0	0.0	0.0	0.0	0.0	0.0	0.0	0.0	0.0	0.0	100.0	100.0
Total	n	3	6	11	20	41	79	138	176	266	241	139	2	1,122
	%	0.3	0.5	1.0	1.8	3.7	7.0	12.3	15.7	23.7	21.5	12.4	0.2	100.0
Score Ranges		0-35	36-55	56-64	65-82	83-100	101-128	129-160	161-201	202-263	264-336	337-400	N/A	Max 400

For privacy reasons, a gender with less than 5 students assessed has been assigned to the category of NR (Not Reported).

Summary Statistics:	
Mean	223.7
Std Dev	85.2
Median	B+

Not Assessed:	
Male	10
Female	20
Gender X	0
Total	30

Total Enrolments incl. Not Assessed:	
Male	482
Female	668
Gender X	2
Total	1,152



Gender X numbers are too low for a graph to be meaningful