

LOTE Vietnamese First Language

Graded Assessment 1 COURSEWORK UNIT 3

2018

Table of Grade Distribution by Gender

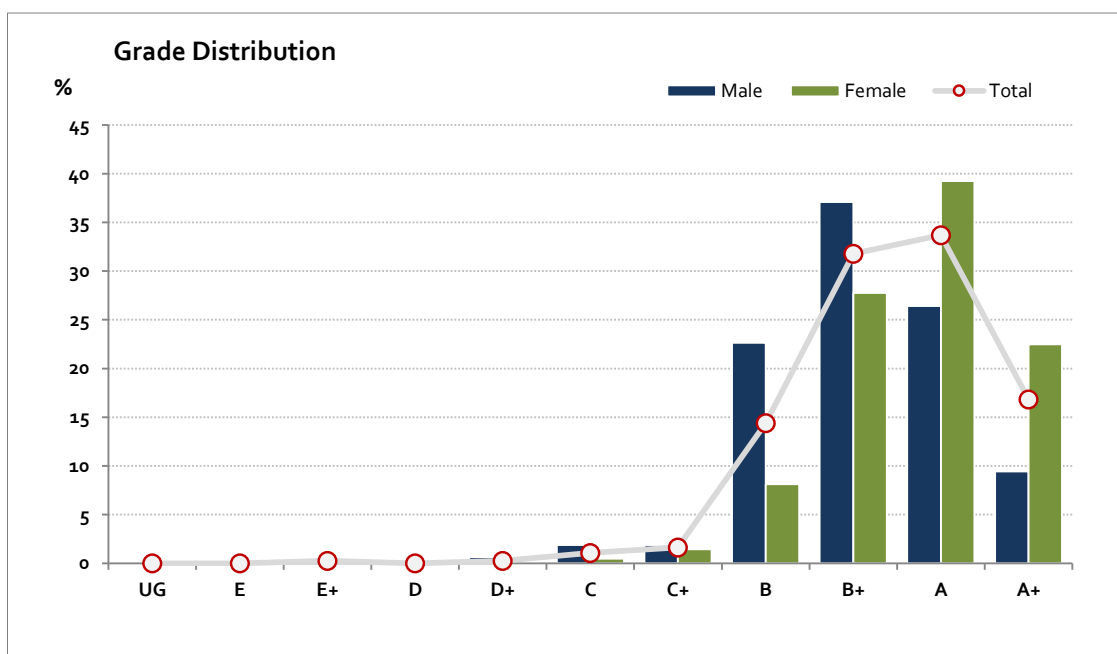
Grade		UG	E	E+	D	D+	C	C+	B	B+	A	A+	NR	Total
Male	n	0	0	0	0	1	3	3	36	59	42	15	0	159
	%	0.0	0.0	0.0	0.0	0.6	1.9	1.9	22.6	37.1	26.4	9.4	0.0	100.0
Female	n	0	0	1	0	0	1	3	17	58	82	47	0	209
	%	0.0	0.0	0.5	0.0	0.0	0.5	1.4	8.1	27.8	39.2	22.5	0.0	100.0
Gender X	n	0	0	0	0	0	0	0	0	0	0	0	0	0
	%	0.0	0.0	0.0	0.0	0.0	0.0	0.0	0.0	0.0	0.0	0.0	0.0	0.0
Total	n	0	0	1	0	1	4	6	53	117	124	62	0	368
	%	0.0	0.0	0.3	0.0	0.3	1.1	1.6	14.4	31.8	33.7	16.8	0.0	100.0
Score Ranges		0-4	5-9	10-14	15-19	20-24	25-29	30-33	34-38	39-42	43-47	48-50	N/A	Max 50

For privacy reasons, a gender with less than 5 students assessed has been assigned to the category of NR (Not Reported).

Summary Statistics:	
Mean	42.6
Std Dev	4.8
Median	A

Not Assessed:	
Male	2
Female	5
Gender X	0
Total	7

Total Enrolments incl. Not Assessed:	
Male	161
Female	214
Gender X	0
Total	375



Gender X numbers are too low for a graph to be meaningful

LOTE Vietnamese First Language

Graded Assessment 2 COURSEWORK UNIT 4

2018

Table of Grade Distribution by Gender

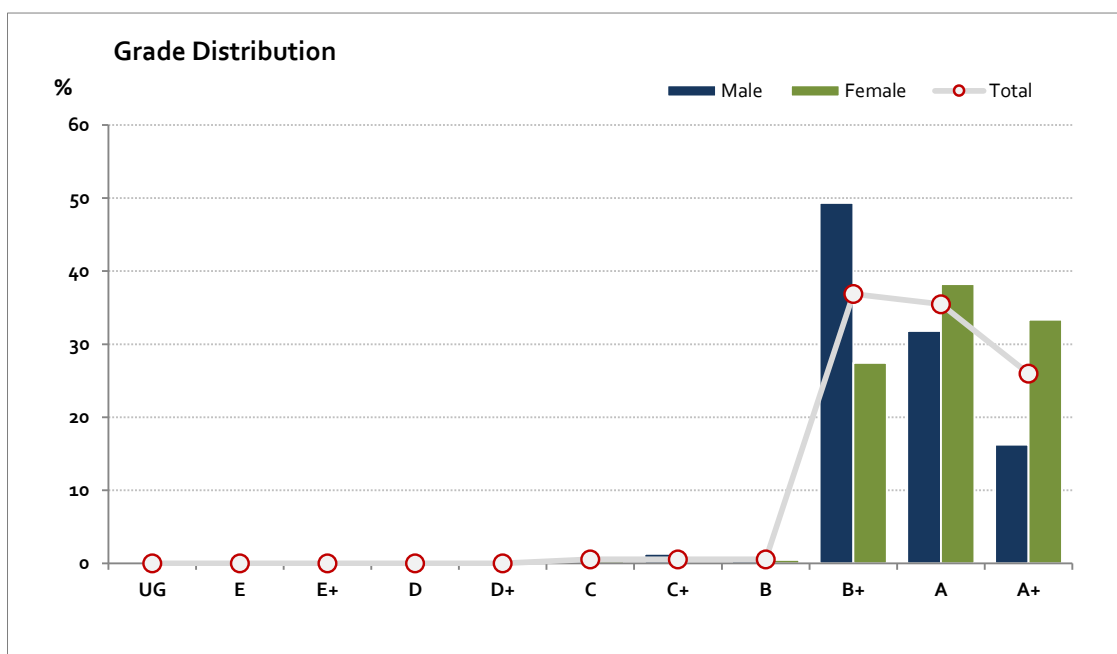
Grade		UG	E	E+	D	D+	C	C+	B	B+	A	A+	NR	Total
Male	n	0	0	0	0	0	1	2	1	76	49	25	0	154
	%	0.0	0.0	0.0	0.0	0.0	0.6	1.3	0.6	49.4	31.8	16.2	0.0	100.0
Female	n	0	0	0	0	0	1	0	1	56	78	68	0	204
	%	0.0	0.0	0.0	0.0	0.0	0.5	0.0	0.5	27.5	38.2	33.3	0.0	100.0
Gender X	n	0	0	0	0	0	0	0	0	0	0	0	0	0
	%	0.0	0.0	0.0	0.0	0.0	0.0	0.0	0.0	0.0	0.0	0.0	0.0	0.0
Total	n	0	0	0	0	0	2	2	2	132	127	93	0	358
	%	0.0	0.0	0.0	0.0	0.0	0.6	0.6	0.6	36.9	35.5	26.0	0.0	100.0
Score Ranges		0-2	3-4	5-9	10-14	15-19	20-24	25-29	30-31	32-41	42-46	47-50	N/A	Max 50

For privacy reasons, a gender with less than 5 students assessed has been assigned to the category of NR (Not Reported).

Summary Statistics:	
Mean	42.9
Std Dev	4.8
Median	A

Not Assessed:	
Male	7
Female	10
Gender X	0
Total	17

Total Enrolments incl. Not Assessed:	
Male	161
Female	214
Gender X	0
Total	375



Gender X numbers are too low for a graph to be meaningful

LOTE Vietnamese First Language

Graded Assessment 3 ORAL AND WRITTEN EXAMINATION

2018

Table of Grade Distribution by Gender

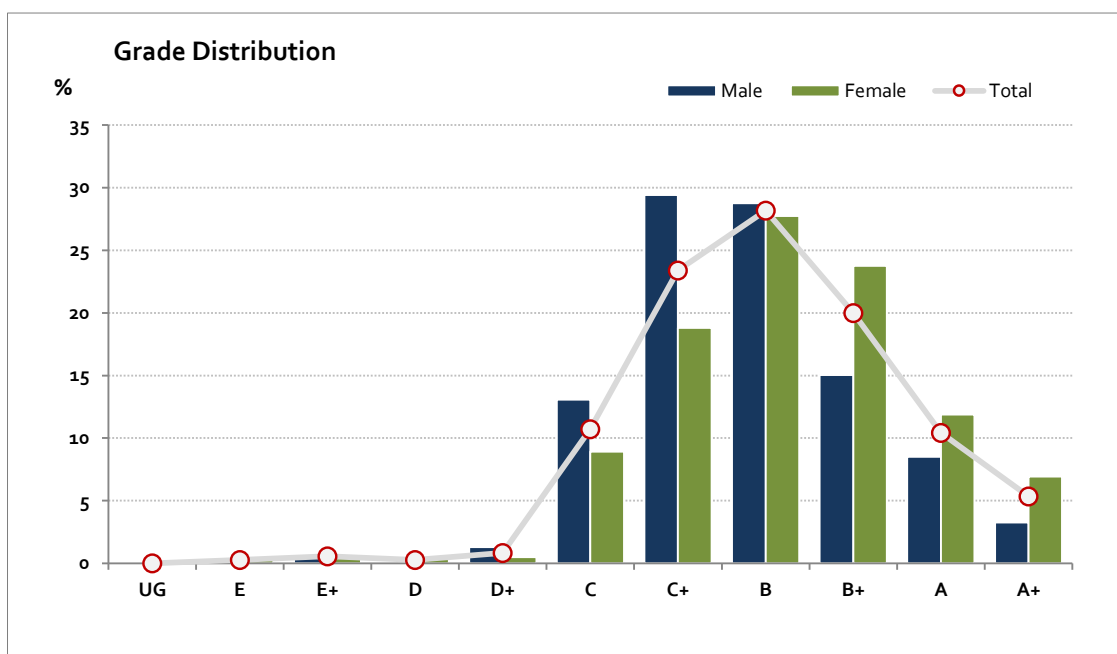
Grade		UG	E	E+	D	D+	C	C+	B	B+	A	A+	NR	Total
Male	n	0	0	1	0	2	20	45	44	23	13	5	0	153
	%	0.0	0.0	0.7	0.0	1.3	13.1	29.4	28.8	15.0	8.5	3.3	0.0	100.0
Female	n	0	1	1	1	1	18	38	56	48	24	14	0	202
	%	0.0	0.5	0.5	0.5	0.5	8.9	18.8	27.7	23.8	11.9	6.9	0.0	100.0
Gender X	n	0	0	0	0	0	0	0	0	0	0	0	0	0
	%	0.0	0.0	0.0	0.0	0.0	0.0	0.0	0.0	0.0	0.0	0.0	0.0	0.0
Total	n	0	1	2	1	3	38	83	100	71	37	19	0	355
	%	0.0	0.3	0.6	0.3	0.8	10.7	23.4	28.2	20.0	10.4	5.4	0.0	100.0
Score Ranges		0-19	20-30	31-35	36-52	53-78	79-112	113-131	132-146	147-160	161-169	170-200	N/A	Max 200

For privacy reasons, a gender with less than 5 students assessed has been assigned to the category of NR (Not Reported).

Summary Statistics:	
Mean	137
Std Dev	23.8
Median	B

Not Assessed:	
Male	8
Female	12
Gender X	0
Total	20

Total Enrolments incl. Not Assessed:	
Male	161
Female	214
Gender X	0
Total	375



Gender X numbers are too low for a graph to be meaningful