

LOTE Vietnamese Second Language

Graded Assessment 1 COURSEWORK UNIT 3

2018

Table of Grade Distribution by Gender

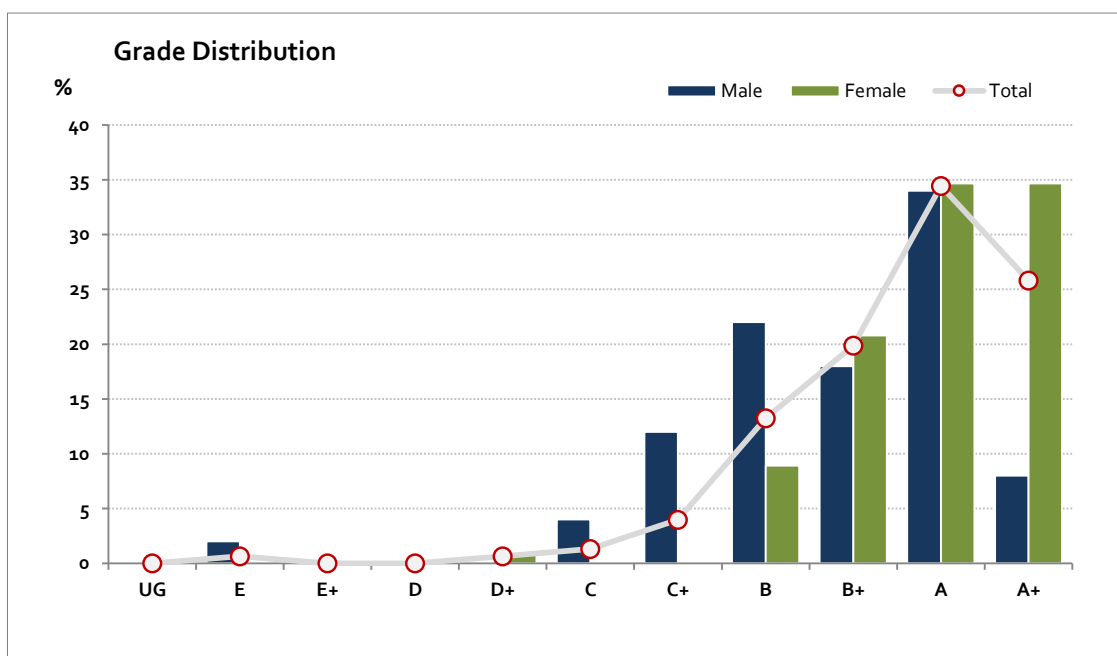
Grade		UG	E	E+	D	D+	C	C+	B	B+	A	A+	NR	Total
Male	n	0	1	0	0	0	2	6	11	9	17	4	0	50
	%	0.0	2.0	0.0	0.0	0.0	4.0	12.0	22.0	18.0	34.0	8.0	0.0	100.0
Female	n	0	0	0	0	1	0	0	9	21	35	35	0	101
	%	0.0	0.0	0.0	0.0	1.0	0.0	0.0	8.9	20.8	34.7	34.7	0.0	100.0
Gender X	n	0	0	0	0	0	0	0	0	0	0	0	0	0
	%	0.0	0.0	0.0	0.0	0.0	0.0	0.0	0.0	0.0	0.0	0.0	0.0	0.0
Total	n	0	1	0	0	1	2	6	20	30	52	39	0	151
	%	0.0	0.7	0.0	0.0	0.7	1.3	4.0	13.2	19.9	34.4	25.8	0.0	100.0
Score Ranges		0-2	3-4	5-9	10-14	15-19	20-24	25-32	33-37	38-41	42-46	47-50	N/A	Max 50

For privacy reasons, a gender with less than 5 students assessed has been assigned to the category of NR (Not Reported).

Summary Statistics:	
Mean	42
Std Dev	6.7
Median	A

Not Assessed:	
Male	0
Female	1
Gender X	0
Total	1

Total Enrolments incl. Not Assessed:	
Male	50
Female	102
Gender X	0
Total	152



Gender X numbers are too low for a graph to be meaningful

LOTE Vietnamese Second Language

Graded Assessment 2 COURSEWORK UNIT 4

2018

Table of Grade Distribution by Gender

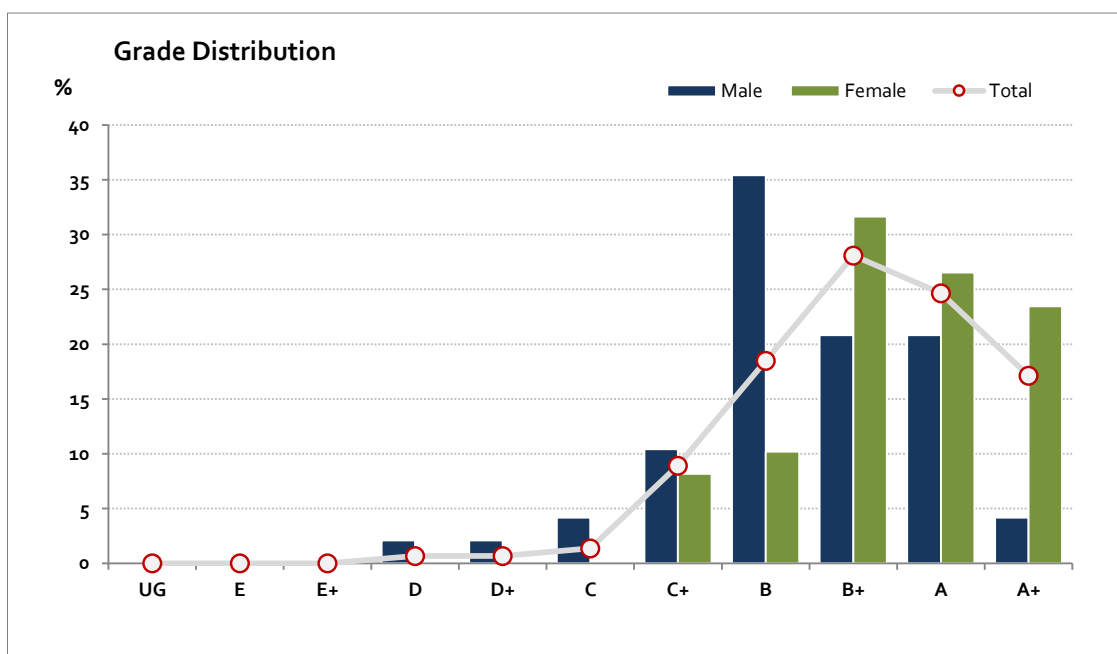
Grade		UG	E	E+	D	D+	C	C+	B	B+	A	A+	NR	Total
Male	n	0	0	0	1	1	2	5	17	10	10	2	0	48
	%	0.0	0.0	0.0	2.1	2.1	4.2	10.4	35.4	20.8	20.8	4.2	0.0	100.0
Female	n	0	0	0	0	0	0	8	10	31	26	23	0	98
	%	0.0	0.0	0.0	0.0	0.0	0.0	8.2	10.2	31.6	26.5	23.5	0.0	100.0
Gender X	n	0	0	0	0	0	0	0	0	0	0	0	0	0
	%	0.0	0.0	0.0	0.0	0.0	0.0	0.0	0.0	0.0	0.0	0.0	0.0	0.0
Total	n	0	0	0	1	1	2	13	27	41	36	25	0	146
	%	0.0	0.0	0.0	0.7	0.7	1.4	8.9	18.5	28.1	24.7	17.1	0.0	100.0
Score Ranges		0-4	5-9	10-14	15-19	20-24	25-29	30-37	38-40	41-44	45-47	48-50	N/A	Max 50

For privacy reasons, a gender with less than 5 students assessed has been assigned to the category of NR (Not Reported).

Summary Statistics:	
Mean	42.6
Std Dev	5.4
Median	B+

Not Assessed:	
Male	2
Female	4
Gender X	0
Total	6

Total Enrolments incl. Not Assessed:	
Male	50
Female	102
Gender X	0
Total	152



Gender X numbers are too low for a graph to be meaningful

LOTE Vietnamese Second Language

Graded Assessment 3 ORAL AND WRITTEN EXAMINATION

2018

Table of Grade Distribution by Gender

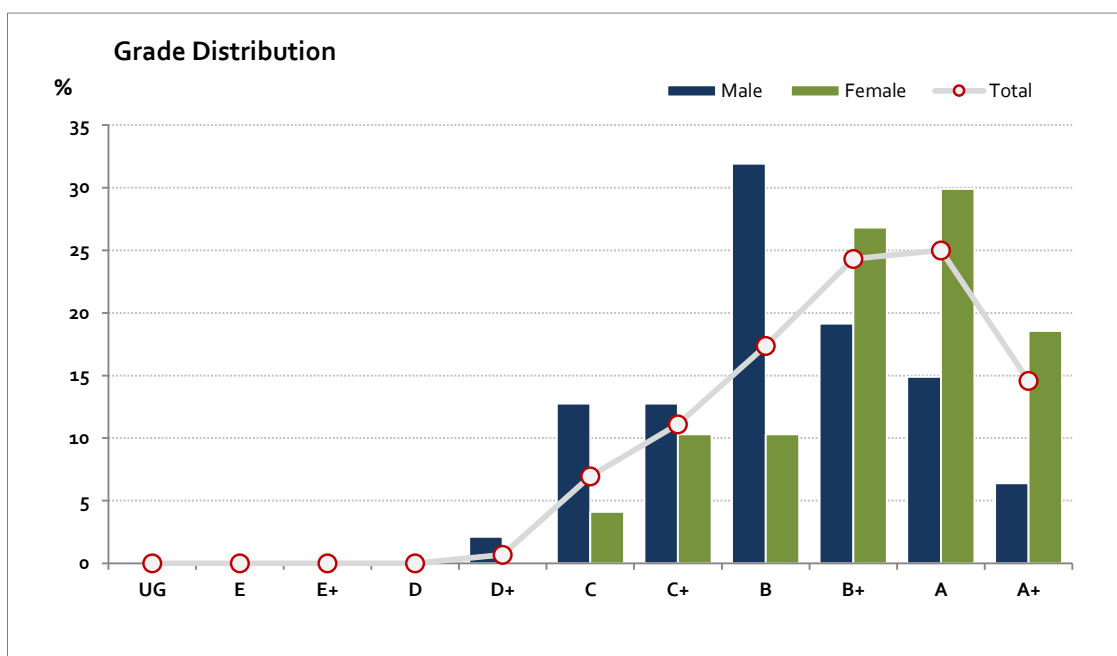
Grade		UG	E	E+	D	D+	C	C+	B	B+	A	A+	NR	Total
Male	n	0	0	0	0	1	6	6	15	9	7	3	0	47
	%	0.0	0.0	0.0	0.0	2.1	12.8	12.8	31.9	19.1	14.9	6.4	0.0	100.0
Female	n	0	0	0	0	0	4	10	10	26	29	18	0	97
	%	0.0	0.0	0.0	0.0	0.0	4.1	10.3	10.3	26.8	29.9	18.6	0.0	100.0
Gender X	n	0	0	0	0	0	0	0	0	0	0	0	0	0
	%	0.0	0.0	0.0	0.0	0.0	0.0	0.0	0.0	0.0	0.0	0.0	0.0	0.0
Total	n	0	0	0	0	1	10	16	25	35	36	21	0	144
	%	0.0	0.0	0.0	0.0	0.7	6.9	11.1	17.4	24.3	25.0	14.6	0.0	100.0
Score Ranges		0-39	40-79	80-119	120-159	160-199	200-259	260-302	303-325	326-353	354-374	375-400	N/A	Max 400

For privacy reasons, a gender with less than 5 students assessed has been assigned to the category of NR (Not Reported).

Summary Statistics:	
Mean	334.9
Std Dev	42.2
Median	B+

Not Assessed:	
Male	3
Female	5
Gender X	0
Total	8

Total Enrolments incl. Not Assessed:	
Male	50
Female	102
Gender X	0
Total	152



Gender X numbers are too low for a graph to be meaningful